Contents

PART1	Symbols and Definitions	2
	Material Characteritic	3
	Characteritics Curve	6
PART2	EE/EF cores (EE/EF型)	12
	EC/EER/ETD cores (EC/EER/ETD型)	16
	EFD cores (EFD型)	19
	EI cores (EI 型)	21
	EP cores (EP cores)	23
	EPC cores (EPC型)	24
	ET/FT cores (ET/FT型)	25
	POT cores (POT 型)	26
	PM cores (PM型)	27
	PEE/PEI cores (PEE/PEI型)	28
	PQ cores (PQ型)	29
	RM cores (RM型)	31
	DS cores(DS型)	32
	UI cores (UI型)	33
	UU/UF cores (UU/UF型)	34
	UYF/UY cores (UYF/UY型)	36
	TOROID cores (TOROID 型)	38

Symbols and Definitions

μ_i A.C. Initial Permeability

μ_i is defined as the limited value of a ferrite core at the origin of the curve of initial magnetization:

$$\mu_i = \frac{1}{\mu_0} \lim_{H \to 0} \frac{B}{H}$$

μ_0 : Permeability of vacuum
B: A.C.magnetic flux density
H: A.C.magnetic field strength

μ_a Amplitude Permeability
similar with μi ,but magnetized by a large amplitude sine field.

Tan δ / μ_i Relative Loss Factor
loss at low induction level.

PV Power loss
loss at high flux density level.

Bms Effective Saturation Magnetic Flux Density (mT)

Brms Residual Magnetic Flux Density (mT)

Hc Coercive Force (Oersteds) (A/m)

α F Temperature Factor of Permeability

$$\alpha F = \frac{\mu_2 - \mu_1}{\mu_1^{\,2}(T_2 - T_1)} \times 10^6 \, (T_2 > T_1)$$

μ_1: Permeability of T_1
μ_2: Permeability of T_2

η B Hysteresis Material Constant

$$\eta B = \frac{\Delta Rh}{\omega L \mu_e \Delta B}$$

ΔRh: hyseresis loss resistance
ω: angular frequency
L : inductace of coil with the core
μ_e: effectve permeability
ΔB: amplitude magnetc flux of density

DF Disaccommodation Factor

$$D_F = \frac{\mu_{i1} - \mu_{i2}}{\mu_{i1}^{\,2}} \times \frac{1}{Log(t_1 / t_2)}$$

μ_{i1}: permeability measured at time t_1 after demagnetization
μ_{i2}: permeability measured at time t_2 after demagnetization

Tc Curie Temperature
temperature at which a ferrite loses is ferromagnetism

ρ Specific Resistivity(Ωm)

d Apparent density,
The Apparent density is defined as a weigh per unit volume

$$d = \frac{W}{V} (g / cm^3)$$

where W: weight of the magnetic core(g)
V : volume of the magnetic core(cm3)

A_L(nH) Inductance Factor
Inductance of a coil on a specified core divided by the square of the number of turns.(Unless otherwise specified the inductance test conditions for the inductance factor are at flux density<10 gauss).

Inductance

$$L = N^2 A_L (\mathrm{n}H)$$

Effective Core Parameters

$$C_1 = \Sigma L / A (cm^{-1})$$

The summation of the magnetic path lengths of each section of a magnetic circuit divided by the corresponding magnetic area of the same section.

$$C_2 = \Sigma L / A^2 (cm^{-3})$$

The summation of the magnetic path lengths of each section of a magnetic circuit divided by the square of the corresponding magnetic area of the same section.
Le=C_1^2/C_2(cm) Effective magnetic path length
Ae=C_1/C_2(cm^2) Effective cross–sectional area
Ve=C_1^3/C_2^2(cm^3) Effective core volume
C_1 (mm^{-1}) Core constant
Aw (mm^2) Winding area of core
Ac (mm^2) cross–sectional centre leg area
W (g) Approx.weigh of core

MATERIAL CHARACTERISTICS

Low Loss & High Bs Material

Material		Symbol	Unit	P20	P30	P40	P22	K14
Initial permeability	25℃	μi		2000±25%	2500±25%	2300±25%	2200±25%	1400±25%
Amplitude permeability at 25kHz sine wave,200mT	25℃	μa		2800min	3200min	3000min	2800min	2400min
Curie temperature		Tc	℃	>220	>230	>215	>230	>235
Relative Core loss 25KHz200mT	25℃	PV	kw/m^3	<165	<130	<120		
	60℃			<115	<90	<80		
	100℃			<155	<100	<70		
Relative Core loss 100KHz200mT	25℃	PV	kw/m^3			<650	<600	130
	60℃					<480	<400	90
	100℃					<420	<310	80
Relative Core loss 300KHz100mT	25℃	PV	kw/m^3				670	230
	60℃						540	240
	100℃						480	260
Relative Core loss 500KHz50mT	25℃	PV	kw/m^3				310	180
	60℃						280	160
	100℃						250	120
Saturation flux density at 1000A/m f=10kHz	25℃	Bms	MT	470	510	500	490	470
	60℃			430	450	440	450	420
	100℃			370	390	380	400	380
Remanence	25℃	Brms	MT	130	118	95	130	130
	60℃			90	80	65	65	65
	100℃			95	83	55	60	55
Coercivity field strength f=10kHz	25℃	Hc	A/m	13	12	13	18	30
	60℃			8	8	10	16	30
	100℃			8	8	9	11	47.2
Resistvity		ρ	Ω・m	10	10	7	7	7
Density		δ	g/cm^3	4.8	4.8	4.8	4.8	4.8
Note 1				EI,EE,PQ, EER,RM, EP,EFD, EPC,EF, ETD,UI, EL,POT,T	EI,EE,PQ, EER,RM, EP,EFD, EPC,EF, ETD,UI, EL,POT,T	EI,EE,PQ, EER,RM, EP,EFD, EPC,EF, ETD,FEY POT,T,EPX EEM	EI,EE,PQ, EER,RM, EP,EFD, EPC,EF, ETD,FEY POT,T,EPX EEM	EI,EE,PQ, EER,RM, EP,EFD, EPC,EF, ETD,FEY POT,T,EPX EEM

MATERIAL CHARACTERISTICS

High μi Material

Material	Temperature	Symbol	Unit	H3K	H5K	H6K	H7K
Initial permeability	25℃	μi		3000±25%	5000±25%	6000±25%	7000±25%
Amplitude premeability at 25kHz sine wave,200mT	25℃	μa		3700min	5600min	6600min	7800min
Curie temperature		Tc	℃	>210	>200	>150	>140
Relative Core loss 25KHz200mT	25℃	PV	kw/m^3	<180	<180	<180	
	60℃			<130	<160		
	100℃			<160	<200	<200	
Relative Core loss 100KHz200mT	25℃	PV	kw/m^3				
	60℃						
	100℃						
Saturation flux density at 1000A/m	25℃	Bms	mT	500	500	440	420
	60℃			450	450	390	390
	100℃			390	390	320	320
Remanence	25℃	Brms	mT	130	118	95	120
	60℃			90	80	65	
	100℃			95	83	55	
Coercivity	25℃	Hc	A/m	11	10	10	12
	60℃			8	8	8	
	100℃			8	8	8	
Resistvity		ρ	Ω・m	4	4	1	2
Density		δ	g/cm^3	4.8	4.8	4.8	4.8
Note 1				EI,EE,PQ, EER,RM, EP,T,UF ET, FT	EI,EE,PQ, EER,RM, EP,T,UF ET, FT	EI,EE,PQ, EER,RM, EP,T,UF ET, FT	EI,EE,PQ, EER,RM, EP,T,UF ET, FT

MATERIAL CHARACTERISTICS

High μi Material

Material	Temperature	Symbol	Unit	H8K	H10K	H12K	H15K
Initial permeability	25℃	μi		8000±25%	10000±25%	12000±30%	15000±30%
Amplitude permeability at 25kHz sine wave,200mT	25℃	μa					
Curie temperature		Tc	℃	130	120	110	110
Relative Core loss 25KHz200mT	25℃	PV	kw/m^3				
	60℃						
	100℃						
Relative Core loss 100KHz200mT	25℃	PV	kw/m^3				
	60℃						
	100℃						
Saturation flux density at 1000A/m	25℃	Bms	mT	420	420	380	380
	60℃						
	100℃						
Remanence	25℃	Brms	mT	110	90	100	100
	60℃						
	100℃						
Coercivity	25℃	Hc	A/m	12	10	7	12
	60℃						
	100℃						
Resistvity		ρ	Ω・m	0.5	0.2	0.1	0.1
Density		δ	g/cm^3	4.9	4.9	4.9	4.9
Note 1				UF,EI,EE, PQ,EER, RM,EP, T,POT	UF,EI,EE, PQ,EER, RM,EP, T,POT	UF,EP,RM, T,POT	ET,FT,RM EP,T,POT

CHARACTERISTICS CURVE P30

Complex permeability versus frequency
(measured with T29 ring cores,B≤0,25mT)

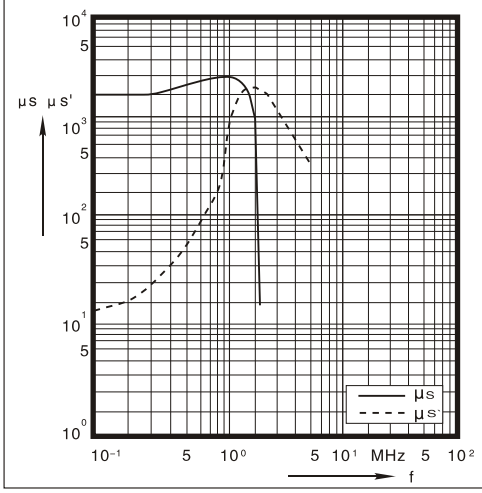

Initial permeability μi versus temperature
(measured with T29 ring cores,B≤0,25mT)

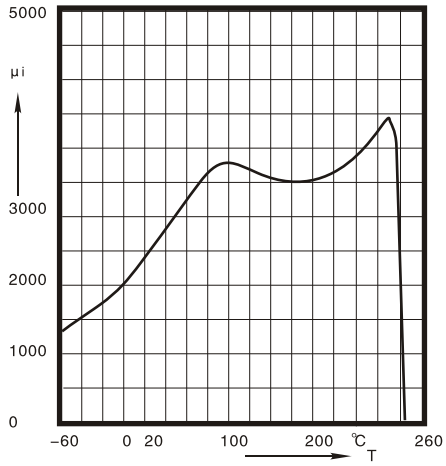

Relative core losses versus AC field flux
density(measured with T29 ring cores)

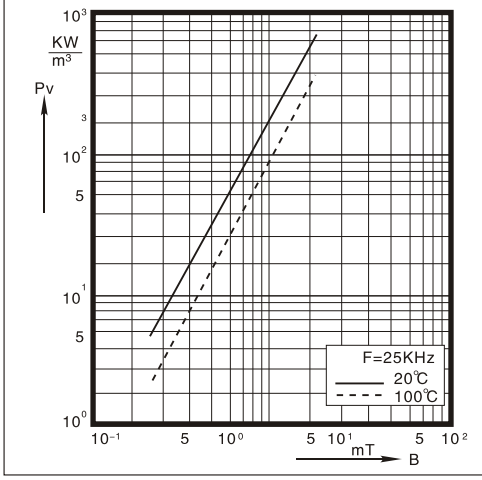

Relative core losses versus temperature
(measured with T29 ring cores)

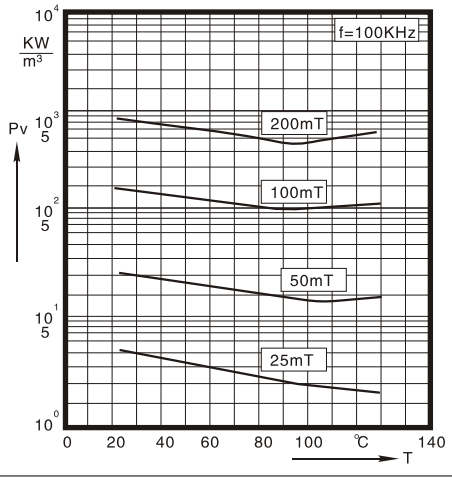

Dynamic magnetization curves
(typical values)(f = 10kHz, T = 25℃)

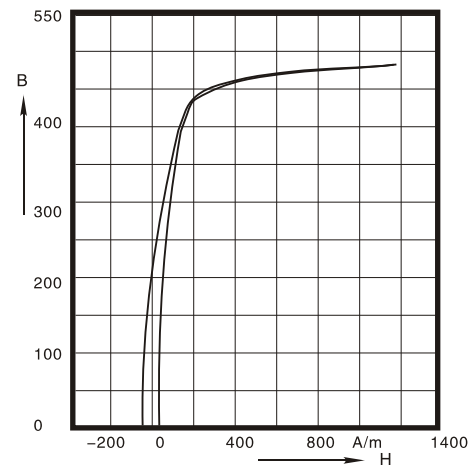

Relative core losses versus frequency
(measured with T16 ring cores)

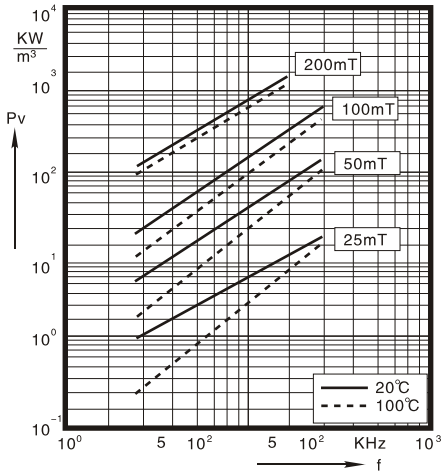

CHARACTERISTICS CURVE P40

Complex permeability versus frequency
(measured with T10 ring cores,B≤0,25mT)

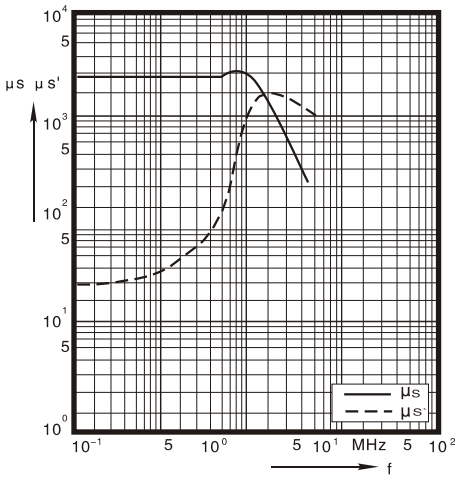

Initial permeability μi versus temperature
(measured with T10 ring cores,B≤0,25mT)

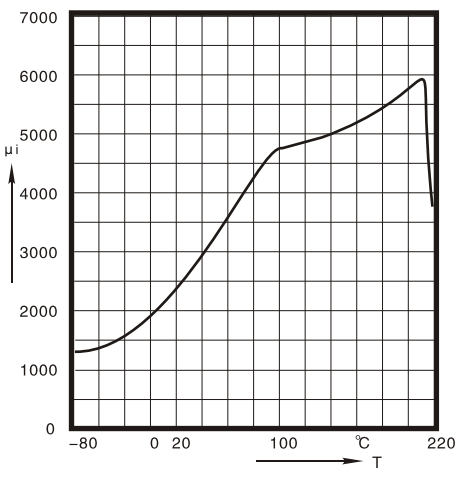

Relative core losses versus AC field flux
density(measured with T16 ring cores)

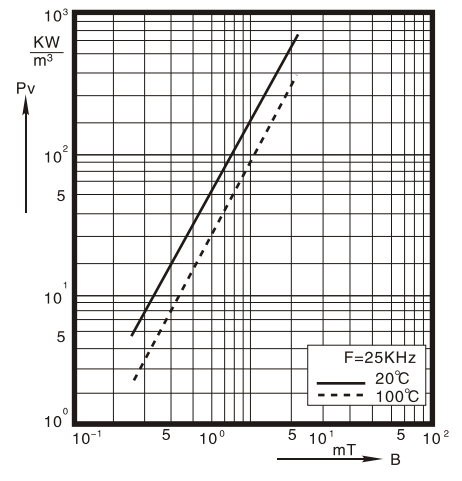

Relative core losses versus temperature
(measured with T16 ring cores)

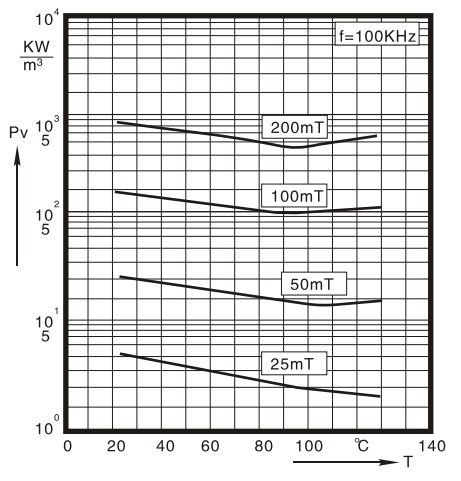

Magnetic Field Strength H(A/m)

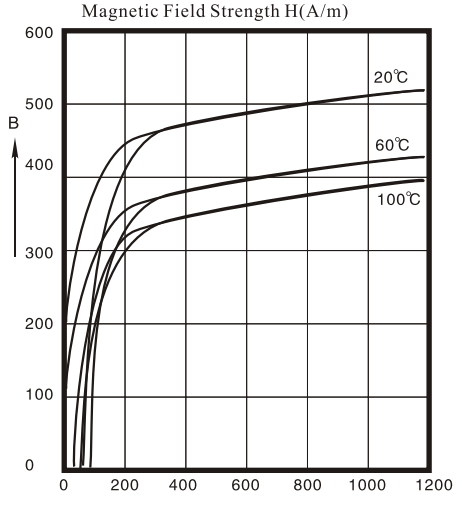

Relative core losses versus frequency
(measured with T16 ring cores)

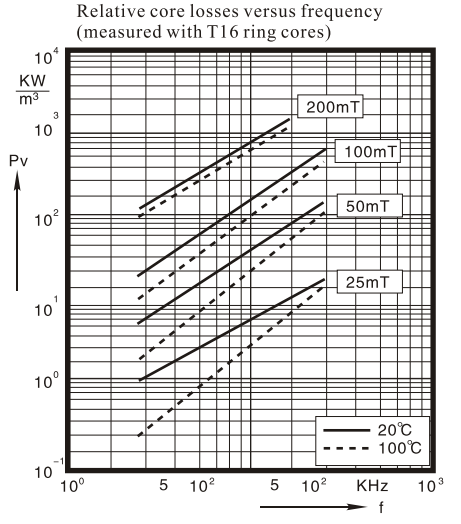

CHARACTERISTICS CURVE H6K

Complex permeability versus frequency
(measured with T10 ring cores,B≤0,25mT)

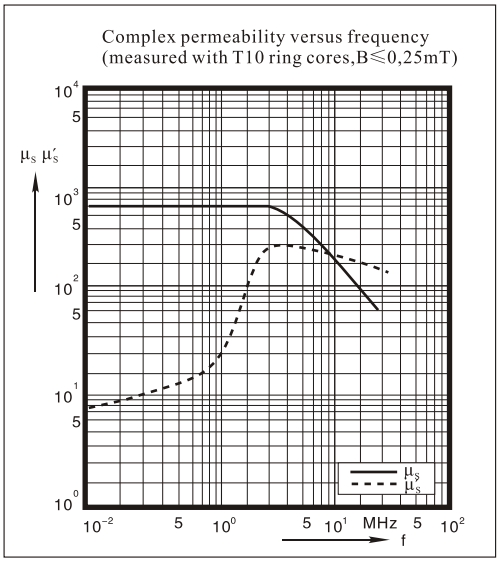

Initial permeability μi versus temperature
(measured withT16 ring cores,B≤0,25mT)

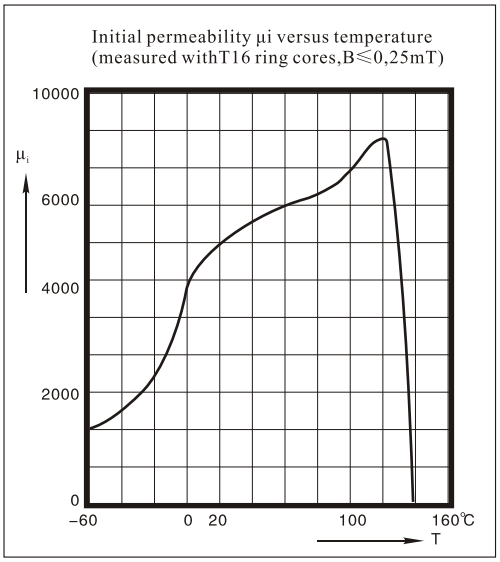

Relative core losses versus AC field flux
density(measured with T16 ring cores)

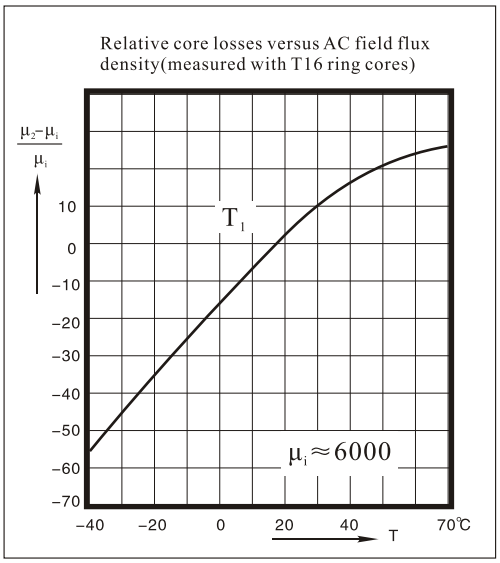

Relative core losses versus temperature
(measured with T16 ring cores,B≤0,25mT)

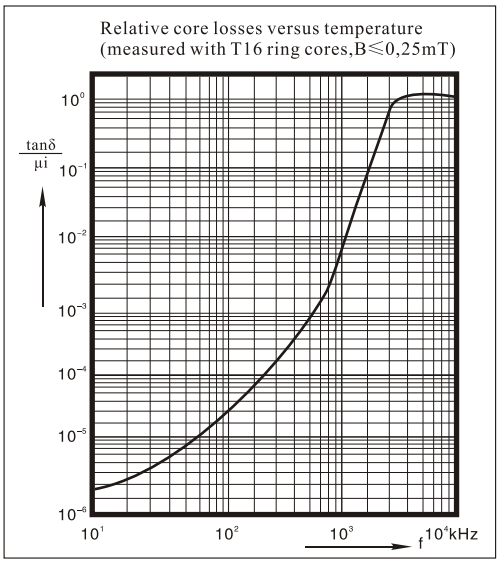

CHARACTERISTICS CURVE H7K

Complex permeability versus frequency
(measured with T10 ring cores,B≤0,25mT)

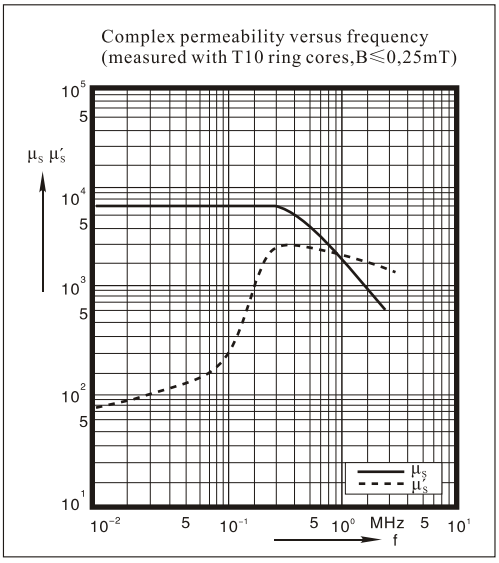

Initial permeability μi versus temperature
(measured with T10 ring cores,B≤0,25mT)

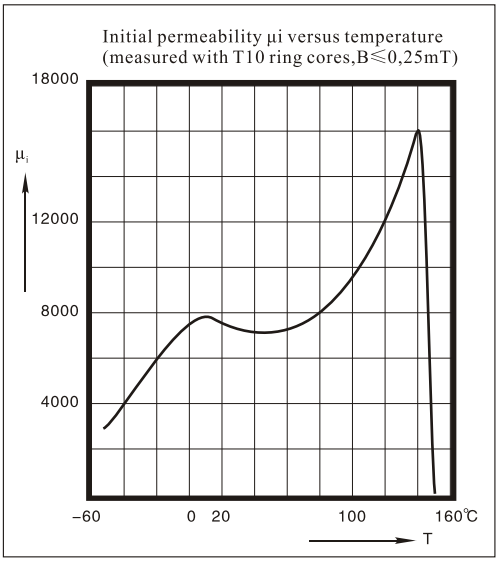

Relative core losses versus AC field flux
density(measured with T16 ring cores)

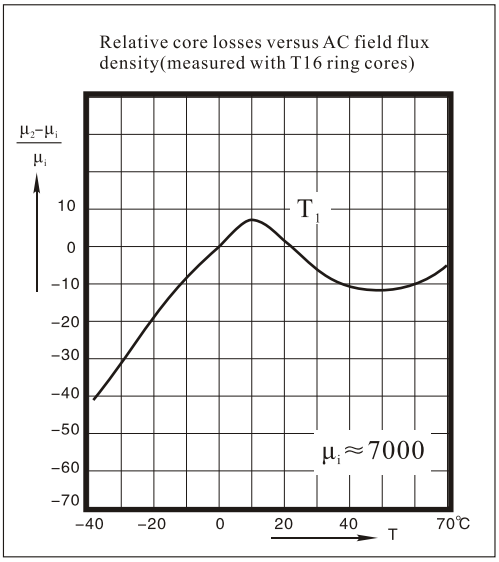

Relative core losses versus temperature
(measured with T16 ring cores,B≤0,25mT)

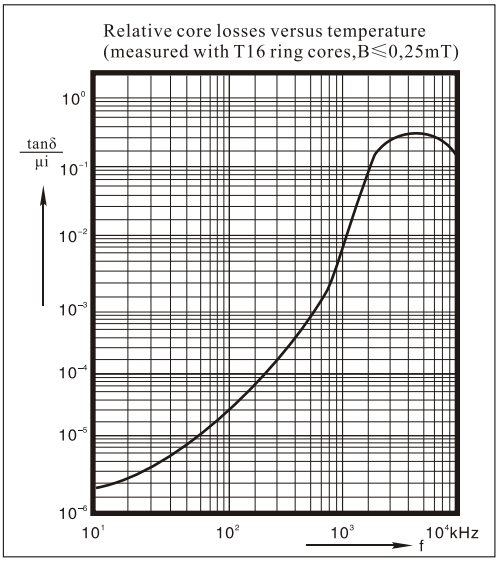

CHARACTERISTICS CURVE H10K

Complex permeability versus frequency
(measured with T14 ring cores,B≤0,25mT)

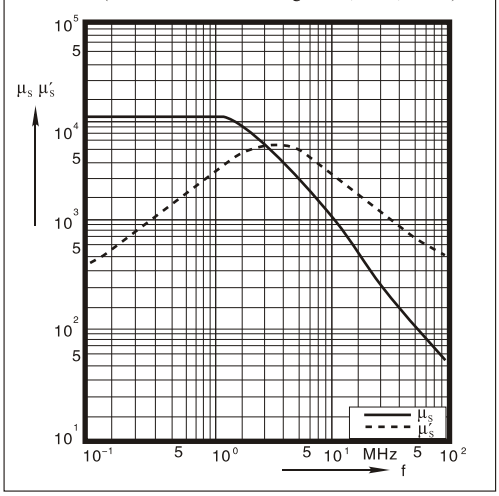

Initial permeability μi versus temperature
(measured with T16 ring cores,B≤0,25mT)

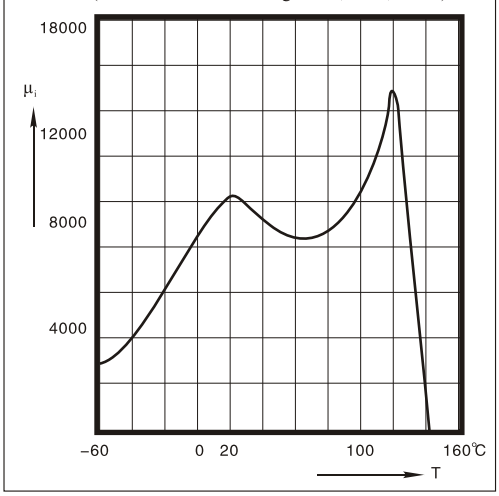

Relative core losses versus AC field flux
density(measured with T16 ring cores,B≤0,25mT)

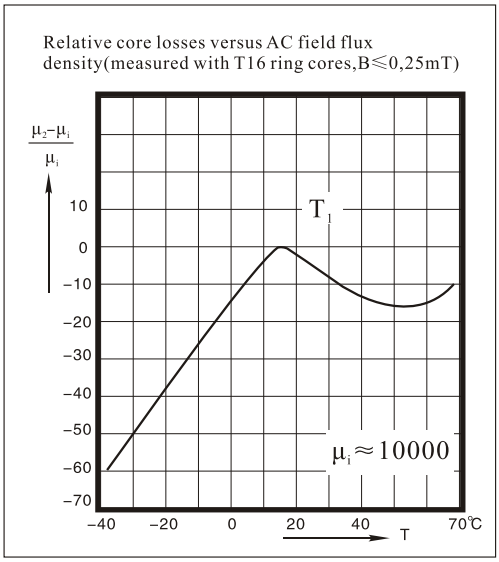

Relative core losses versus temperature
(measured withT14 ring cores,B≤0,25mT)

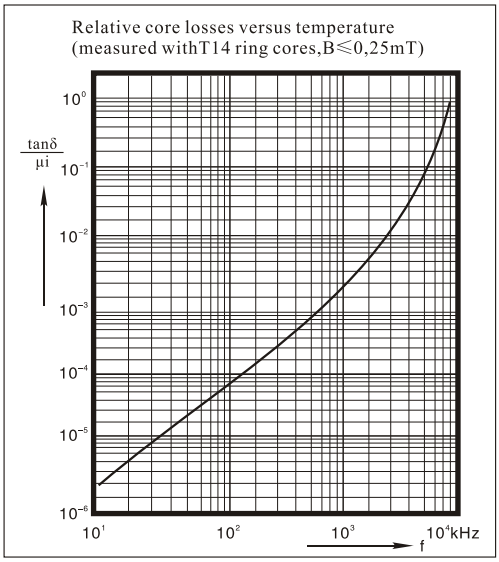

CHARACTERISTICS CURVE H15K

Complex permeability versus frequency
(measured with T18 ring cores,B≤0.25mT)

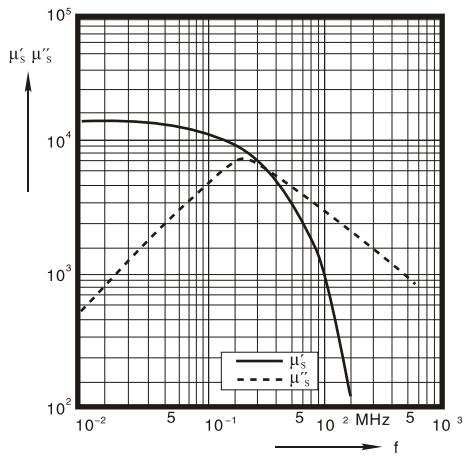

Initial permeability μi versus temperature
(measured with T18 ring cores,B≤0,25mT)

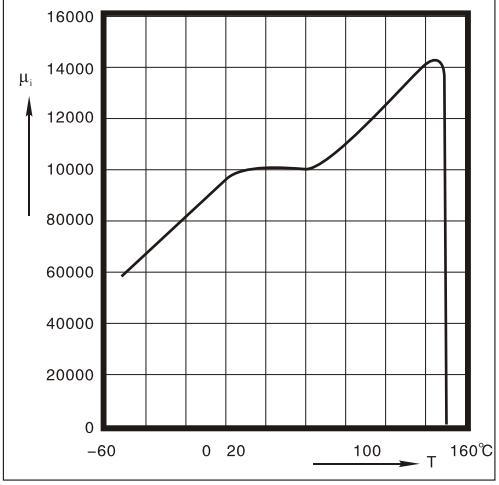

Relative core losses versus AC field flux
density(measured with T18 ring cores)

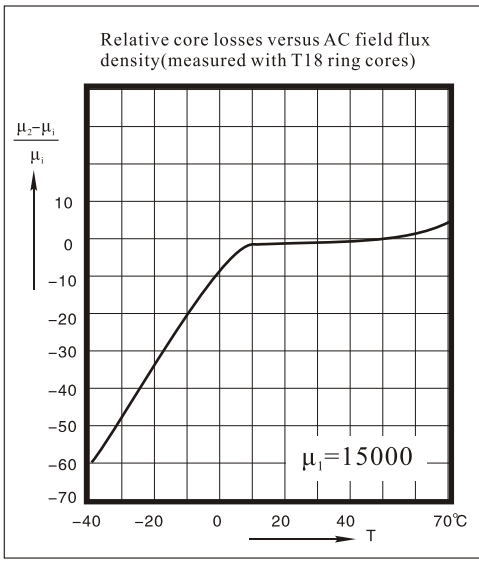

Relative core losses versus temperature
(measured with T18 ring cores,B≤0,25mT)

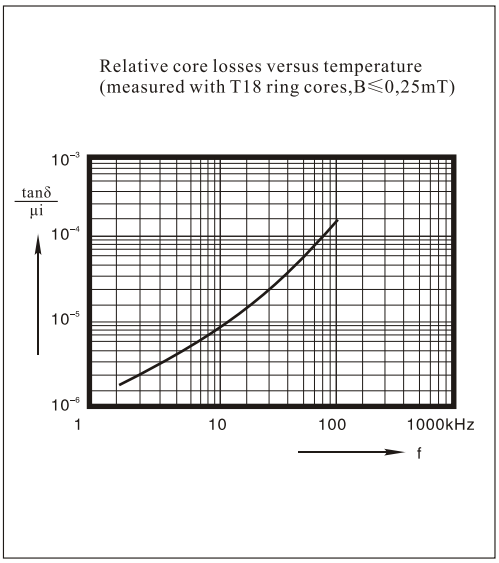

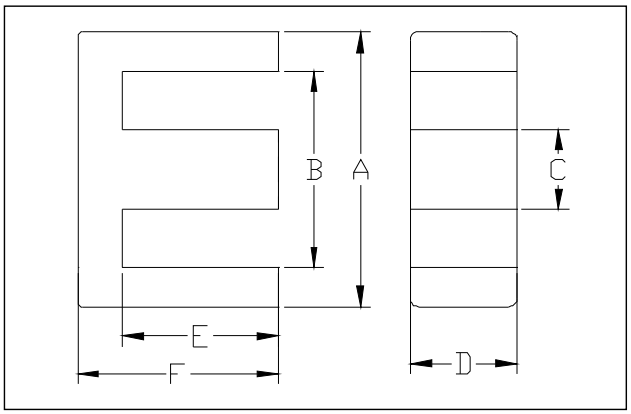



TYPE	Dimension(mm)					
	A	Bmin	C	D	E	F
EE8	8.3±0.2	6.0	1.8±0.2	3.6±0.2	3.0±0.1	4.0±0.1
EE10	10.0±0.3	7.0	2.4±0.2	4.6±0.3	4.2±0.2	5.4±0.2
EE11	11.0±0.3	8.0	2.4±0.2	5.0±0.2	4.2±0.2	5.5±0.2
EE13	12.9±0.3	8.5	2.8±0.2	6.0±0.3	3.6±0.2	5.0±0.3
EE13A	13.0±0.3	10.2±0.3	2.6±0.2	5.9±0.2	4.6±0.1	6.0±0.2
EE16/7/5	16.0±0.3	12.0±0.3	3.8±0.2	4.8±0.2	5.2±0.2	7.2±0.1
EE16/8/5	16.1±0.6	11.3	4.55±0.2	4.5±0.2	5.9±0.2	8.0±0.2
EE19	19.0±0.3	14.0	4.8±0.3	4.8±0.3	5.7±0.2	8.0±0.3
EEL19	19.5±0.4	14.6min	4.85±0.25	4.85±0.25	11.2±0.2	14.0±0.3
EE20	20.0±0.7	12.8	5.0±0.4	6.0±0.4	6.5±0.3	10.0±0.3
EF20	20.15±0.7	14.1	5.7±0.3	5.65±0.3	7.0±0.3	10.0±0.25
EF21	20.7±0.7	15.0	5.7±0.3	5.65±0.3	7.3±0.2	10.1±0.2
EE22	22.0±0.6	15.6	5.7±0.3	5.7±0.3	5.4±0.3	9.2±0.3
EE25	25.0±0.4	18.6±0.3	6.5±0.3	6.5±0.3	6.8±0.2	10.0±0.2
EF25	25.0±0.4	18.6±0.3	7.2±0.3	7.2±0.3	6.8±0.2	12.5±0.2
EE25.4	25.4±0.7	18.7	6.5±0.2	6.3±0.3	6.6±0.4	10.0±0.4
EEL25	25.5±0.6	19.4±0.4	6.5±0.25	6.4±0.25	13.1±0.25	16.3±0.25
EEL27	27.0±0.6	19.0 min	7.8±0.25	10.5±0.3	11.5±0.25	15.5±0.25
EE28	28.0±0.6	18.6	7.2±0.2	10.7±0.3	6.5±0.3	10.5±0.3
EE28.5	28.8±0.6	21.1	7.2±0.2	10.4±0.2	6.5±0.3	10.5±0.3
EE30/7	30.0±0.5	19.9±0.4	6.9±0.3	7.1±0.2	10.0±0.2	15.0±0.2
EE32/9.5	32.1±0.5	22.7	9.5±0.3	9.5±0.2	11.5±0.3	16.4±0.2
EE32/11	32.1±0.5	22.7	9.5±0.3	11.0±0.2	11.5±0.3	16.4±0.2
EE33	33.0±0.6	23.5	9.6±0.4	12.7±0.3	9.2±0.3	13.7±0.3
EE33A	34.0±0.5	24	9.6±0.3	12.7±0.3	9.8±0.3	14.1±0.3
EE35/18	35.0±0.6	24.6	10.0±0.3	10.0±0.3	12.5±0.3	17.5±0.3
EE35/28	34.2±0.6	24	9.5±0.3	10.0±0.3	9.2±0.3	13.7±0.3
EE42/15/21	42.1±0.9	29.5	12.0±0.3	15.0±0.3	15.2±0.4	21.1±0.3
EE42/20/21	42.1±0.9	29.5	12.0±0.3	19.7±0.4	15.2±0.4	21.1±0.3

FULLSTAR FULLSTAR FULLSTAR

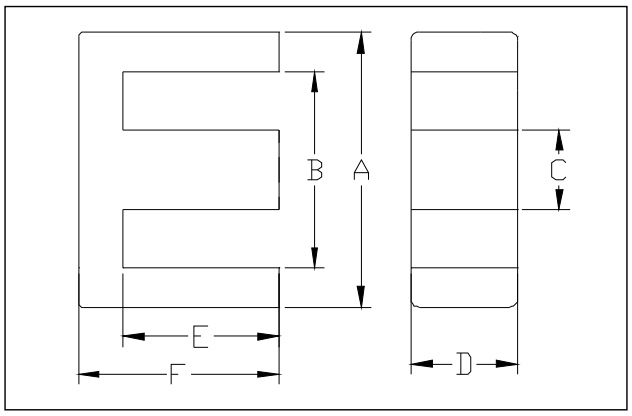



TYPE	Dimension(mm)					
	A	Bmin	C	D	E	F
EE42/15/50	42.1±0.9	29.5	12.0±0.3	15.0±0.3	19.0±0.4	25.0±0.3
EE50	50.0±0.7	34.2	14.6±0.4	14.6±0.4	13.1±0.3	21.5±0.3
EE55A	55.1±1.1	37.5	17.0±0.3	16.9±0.3	18.8±0.3	27.5±0.3
EE55B	55.1±1.1	37.5	17.0±0.3	20.7±0.3	18.8±0.3	27.5±0.3
EE55C	55.1±1.1	37.5	17.0±0.3	24.7±0.3	18.8±0.3	27.5±0.3
EE65A	65.2±1.3	44.2	19.6±0.3	19.6±0.3	22.5±0.3	32.5±0.3
EE65B	65.2±1.3	44.2	19.6±0.3	27.0±0.3	22.5±0.3	32.5±0.3
EE70	70.5±1.5	48.0	16.7±0.5	24.5±0.6	24.6±0.6	35.5±0.5
EE70B	70.7±1.5	48.0	21.5±0.5	30.5±0.6	22.0±0.6	32.0±0.4
EE70/72	70.0±1.5	48.0	16.7±0.5	24.5±0.6	27.0±0.6	36.3±0.4
EE73/70	73.0±1.5	50.0	21.5±0.5	30.5±0.6	24.3±0.6	35.0±0.4
EE80/38/20	80.7±2.0	59.1	20.0±0.5	20.0±0.6	28.0±0.5	38.0±0.5
EE85A	85.0±3.0	55.0	27.0±0.4	26.5±0.5	29.0±0.5	44.0±1.0
EE85B	85.0±3.0	55.0	27.0±0.4	31.5±0.5	29.0±0.5	44.0±1.0
EE110	110.0±3.0	74.2	36.0±1.0	36.0±1.0	37.5±0.6	55.5±0.5
EE130	130.0±3.0	89.0	40.0±2.0	20.0±1.0	43.0±0.8	63.0±1.0
EE140	140.0±3.0	100.0	35.0±1.0	35.0±1.0	35.0±0.6	53.0±1.0
EE160	160.0±3.0	120.0	40.0±2.0	20.0±1.5	64.0±1.0	83.0±1.0
EE188	185.0±3.5	128.0	55.5±2.5	55.0±2.0	49.0±1.5	79.0±1.5
EE193	193.0±3.5	132.0	58.0±2.0	59.0±2.0	49.0±1.5	79.0±1.5
EE210	210.0±3.5	149.0	58.0±2.0	40.0±1.0	65.0±1.5	95.0±1.5
EE240	240.0±4.0	176.0	56.0±3.0	40.0±1.5	86.5±1.0	117.0±1.0

FULLSTAR FULLSTAR FULLSTAR FULLSTAR

TYPE	Effective Parameter				AL±25%(nH/N^2)				NW（g）
	C_1mm^{-1}	Lemm	Aemm^2	Vemm^3	P40	H5K	H7K	H10K	
EE8	2.750	19.2	7.0	134.0	610	1800	2400	3420	0.7
EE10	2.460	26.1	10.6	276.0	800	2100	2680	3800	3.0
EE11	2.210	27.2	12.3	334.0	950	2300	2900	4200	1.7
EE13	2.180	30.1	13.8	416.0	990	2350	3000	4300	2.6
EE13A	1.880	30.3	16.0	487.0	1000	2750	3500	5000	2.4
EE16A	1.920	35.5	18.4	655.0	1100	2650	3400	4900	3.2
EE16B	1.930	37.7	19.5	737.0	1100	2680	3400	4850	3.5
EE19	1.740	39.6	22.8	903.0	1150	2950	3750	5400	4.6
EEL19	2.660	62.2	23.4	1458.2	900				7.6
EE20	1.210	47.1	39.0	1840.0	1700		5800		7.5
EF20	1.440	45.8	31.8	1458	1380				7.5
EF21	1.440	45.8	31.8	1458	1380				7.5
EE22	1.12	42.3	37.8	1600.0	1800				9.0
EE25	1.170	49.4	42.2	2080.0	1950		4000		10.0
EF25	1.100	57.5	52.1	3000.0	1900				15.2
EE25.4	1.080	47.9	44.5	2130.0	2000				10.9
EEL25	1.910	75.2	39.2	2950.0	1150				14.5
EEL27	0.867	70.0	80.7	5650.0	2500				27.0
EE28	0.620	51.7	82.9	4290.0	3500				21.6
EE28.5	0.660	51.4	77.6	4000.0	3300				21.0
EE30	1.089	65.4	60.0	3920.0	1980				19.4
EE32/9.5	0.890	74.6	86.3	6440.0	2500				32.0
EE32/11	0.746	74.6	100.0	7450.0	2900				37.5
EE33	0.610	67.7	111.0	7520.0	3900				20.0
EE33A	0.589	67.4	114.0	7690.0	3700				39.0
EE35/18	0.810	80.7	100.0	8070.0	2700				41.0
EE35/28	0.753	67.7	89.9	6090.0	2900				30.0
EE42	0.534	97.0	182.0	17600.0	4700				86.0
EE42A	0.415	97.4	235.0	22900.0	6100				115.0
EE42/15/50	0.630	113.0	179.0	20227.0	3400				100.0
EE50	0.425	95.8	226.0	21600.0	6100				115.0
EE55A	0.432	123.0	285.0	35050.0	5000				168.0

NOTE:
1. AL value testing condition : 1KHZ 0.25V 25℃
2. Gapped core is available, please specify upon request & ordering .
3.Tolerance:±25%

FULLSTAR FULLSTAR FULLSTAR

TYPE	Effective Parameter				AL±25%(nH/N^2)				NW（g）
	C_1mm^{-1}	Lemm	Aemm^2	Vemm^3	P40	H5K	H7K	H10K	
EE55B	0.348	123.0	354.0	43700.0	6500				220.0
EE55C	0.292	123.0	422.0	52130.0	7200				260.0
EE65A	0.373	146.8	393.1	57728.4	5800				280.0
EE65B	0.274	147.0	535.0	78700.0	7800				380.0
EE70	0.344	159.0	409.0	73200.0	6500				380.0
EE70B	0.226	150.0	665.0	99800.0	9000				500.0
EE70/72	0.360	161.0	409.0	65800.0	10000				388.0
EE73/70	0.236	159.0	665.0	106000.0	9000				560.0
EE80/38/20	0.469	184.0	392.0	72300.0	6000				360.0
EE85A	0.264	188.0	714.0	134000.0	8300				660.0
EE85B	0.220	189.0	859.0	162000.0	10000				750.0
EE110	0.191	244.0	1280.0	312000.0	11000				1520.0
EE130	0.352	284.0	1600.0	454000.0	12000				2190.0
EE140	0.216	259.3	1200.2	311212.0	10000				1550.0
EE160	0.498	398.0	1600.0	637000.0	9000				2500.0
EE188	0.100	370.0	2940.0	1087800.0	21000				5700.0
EE193	0.100	380.0	3580.0	1360400.0	21000				5800.0
EE210	0.183	440.0	2400.0	1128000.0	13500				5400.0
EE240	0.235	556.4	2359.0	1312421.0	12500				5900.0

FULLSTAR FULLSTAR FULLSTAR FULLSTAR

NOTE:
1. AL value testing condition : 1KHZ 0.25V 25℃
2. Gapped core is available, please specify upon request & ordering .
3.Tolerance:±25%

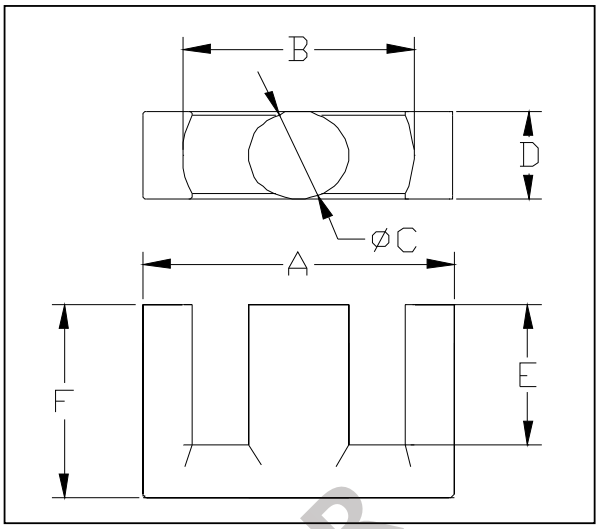



TYPE	Dimension(mm)					
	A	Bmin	C	D	E	F
EER26/19	25.5±0.6	19.8	7.5±0.3	7.5±0.3	6.6±0.3	9.5±0.3
EC28/20	28.5±0.5	21.8	9.9±0.3	11.4±0.3	6.0±0.2	10.0±0.2
EC28/28	28.5±0.5	21.8	9.9±0.3	11.4±0.3	10.0±0.2	14.0±0.2
EC28/34	28.5±0.5	21.8	9.9±0.3	11.4±0.3	13.0±0.2	17.0±0.2
EER29/16	29.8±0.5	22	9.5±0.3	9.5±0.3	11.4±0.2	16.0±0.2
EC29/28	29.4±0.6	22.3	9.9±0.3	11.4±0.3	10.0±0.2	14.0±0.2
EC29/34	29.4±0.5	22.3	9.9±0.3	11.4±0.3	13.0±0.2	17.0±0.2
EC32/24	31.8±0.5	26.6	13.2±0.2	20.2±0.3	9.2±0.2	12.0±0.2
ETD29/16	29.8±0.8	22	9.5±0.3	9.5±0.3	11.0±0.2	15.8±0.2
EC34/32	34.0±0.5	22	15.6±0.2	15.6±0.3	10.6±0.2	16.0±0.2
ETD34/35	34.2±0.8	25.6	10.8±0.3	10.8±0.3	12.3±0.3	17.5±0.3
ETD35/35	35.2±0.8	26.4	10.8±0.3	10.8±0.3	12.3±0.3	17.5±0.3
EC35/30	35.0±0.7	25.6	11.3±0.4	11.3±0.4	10.0±0.3	15.0±0.3
EC35/31	35.0±0.7	25.6	11.3±0.4	11.3±0.4	10.0±0.3	15.5±0.3
EC35/42	35.0±0.7	25.6	11.3±0.4	11.3±0.4	15.0±0.3	21.0±0.3
EC35/43	35.0±0.7	25.6	11.3±0.4	11.3±0.4	15.5±0.3	21.5±0.3
EC36/43	36.0±0.7	26.2	11.3±0.4	11.3±0.4	15.5±0.3	21.5±0.3
EC39/40	39.1±0.9	29.1	12.5±0.3	12.5±0.3	14.5±0.3	20.0±0.3
EC39/42	39.1±0.9	29.1	12.5±0.3	12.5±0.3	15.5±0.3	21.0±0.3
EC40/45	40.0±0.8	28.8	13.3±0.3	13.3±0.3	15.5±0.3	22.5±0.3

FULLSTAR FULLSTAR FULLSTAR FULLSTAR

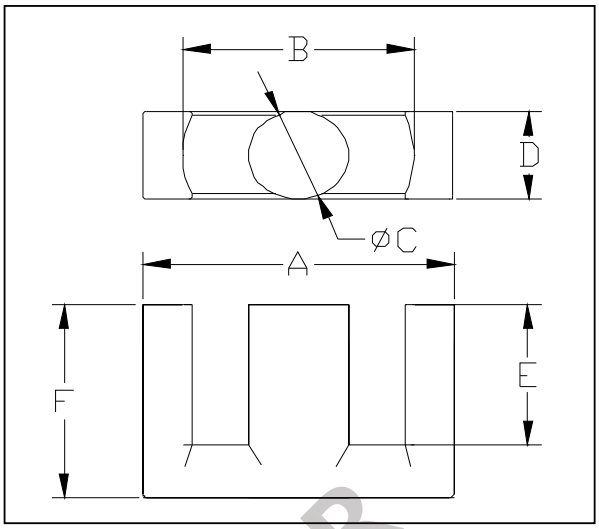



TYPE	Dimension(mm)					
	A	Bmin	C	D	E	F
EC41/45	41.0±0.8	29.8	13.1±0.3	13.1±0.3	15.5±0.3	22.5±0.3
EC42/41/14.8	42.0±1.0	31.5	14.7±0.3	14.8±0.3	15.0±0.3	20.5±0.3
EC42/43/14.8	42.0±1.0	31.5	14.7±0.3	14.8±0.3	16.0±0.3	21.5±0.3
EC42/43/15.2	42.0±1.0	31.5	15.2±0.3	15.3±0.3	15.5±0.3	21.5±0.3
EC43/45/14.8	43.0±1.0	32.5	14.8±0.3	14.8±0.3	16.5±0.3	22.5±0.3
EC43/47	43.3±1.0	31.5	15.2±0.3	15.3±0.3	16.5±0.3	23.5±0.3
EC44/47	44.0±1.0	32.5	15.2±0.3	15.3±0.3	16.5±0.3	23.5±0.3
EC46/47	46.0±1.0	34	15.2±0.3	15.3±0.3	16.7±0.3	23.5±0.3
EC46/51	46.0±1.0	34	15.2±0.3	15.3±0.3	18.2±0.3	25.4±0.3
EC49/50	48.7±1.1	36.1	16.3±0.4	16.4±0.5	18.1±0.3	24.7±0.3
EC59/62	59.8±1.3	43.6	21.6±0.5	21.6±0.5	22.5±0.4	31.0±0.2
EC90	90.0±1.8	68.5	30.0±1.0	30.0±1.0	35.5±0.5	45.0±1.3
EC120	120.0±2.0	93.3	30.0±1.0	30.0±1.0	35.5±0.5	50.5±1.3

FULLSTAR FULLSTAR FULLSTAR FULLSTAR

TYPE	Effective Parameter				AL±25%(nH/N^2)	NW（g）
	$C_1 mm^{-1}$	Lemm	$Aemm^2$	$Vemm^3$	P40	
EC26/19	1.14	48.9	43.0	2103	1900	10.5
EC28/20	0.57	48.2	84.5	4079	3800	27.2
EC28/28	0.76	64.2	83.8	5376	2850	29.0
EC28/34	0.91	76.1	83.4	6353	2400	31.2
EER29/16	0.94	72.0	76.0	5742	2200	28.5
EC29/28	0.78	65.4	83.7	5474	2800	29.3
EC29/34	0.92	77.3	83.6	6462	2400	31.5
EC32/24	0.45	59.8	132.8	7946	4800	42.2
ETD29	0.96	70.6	73.6	7640	2500	28.0
EC34/32	0.35	67.5	132.8	7946	6180	64.3
ETD34/35	0.82	79.0	97.0	7660	2750	41.0
ETD35/35	0.82	80.1	97.0	7780	2700	40.0
EC35/30	0.65	70.1	108.4	7595	3300	38.0
EC35/31	0.65	70.1	108.4	7595	3300	38.5
EC35/42	0.81	90.9	112.0	10100	2600	48.0
EC35/43	0.90	92.2	112.0	10320	2550	50.0
EC36/43	0.85	93.5	112.0	10470	2500	51.0
EC39/40	0.70	91.9	130.7	12012	3100	56.2
EC39/42	0.73	95.9	130.6	12529	3000	59.0
EC40/45	0.66	98.0	149.0	14600	3250	73.0
EC41/45	0.67	99.0	147.5	14620	3200	73.6
EC42/41/14.8	0.58	96.0	163.0	15660	3700	82.0
EC42/43/14.8	0.58	99.7	168.0	16617	3700	85.0
EC42/43/15.2	0.53	98.5	184.0	18142	4000	90.0
EC43/45	0.59	103.1	173.4	17883	3650	85.5
EC43/47	0.55	104.0	191.0	20044	4000	100.0
EC44/47	0.55	104.0	191.0	20044	4000	100.0
EC46/47	0.57	107.5	187.5	20150	4000	102.0
EC46/51	0.55	104.0	191.0	20044	4000	100.0
EC49/50	0.53	114.0	213.0	24200	4100	115.5
EC59/62	0.38	139.0	368.0	51500	5400	257.0
EC90	0.35	216.0	624.0	135000	6000	616.0
EC120	0.33	250.0	753.0	188000	6300	920.0

NOTE:
1. AL value testing condition : 1KHZ 0.25V 25℃
2. Gapped core is available, please specify upon request & ordering .
3.Tolerance:±25%

FULLSTAR FULLSTAR FULLSTAR FULLSTAR

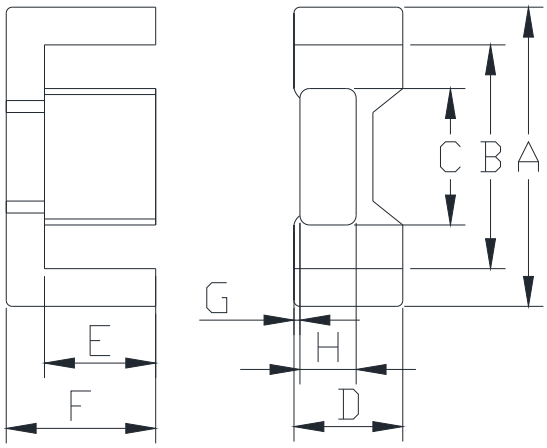



TYPE	Dimension(mm)							
	A	B	C	D	E	F	G	H
EFD10	10.5±0.3	7.7±0.3	4.6±0.2	2.7±0.1	3.8±0.2	5.2±0.1	0.2±0.1	1.5±0.2
EFD12	12.5±0.3	9.0±0.3	5.4±0.2	3.5±0.1	4.5±0.2	6.2±0.2	0.2±0.1	2.0±0.2
EFD15	15.0±0.5	11.0±0.4	5.3±0.3	4.7±0.2	5.5±0.3	7.5±0.2	0.2±0.1	2.4±0.2
EFD20	20.0±0.6	15.4±0.5	8.9±0.2	6.7±0.2	7.7±0.3	10.0±0.3	0.2±0.1	3.6±0.2
EFD21	20.8±0.6	15.4min	8.9±0.2	6.7±0.2	7.7±0.3	10.0±0.3	0.2±0.1	3.6±0.2
EFD25	25.0±0.7	18.7±0.7	11.4±0.3	9.1±0.3	9.3±0.3	12.5±0.3	0.6±0.1	5.2±0.3
EFD25.6	25.6±0.7	19.5±0.7	11.4±0.3	9.1±0.3	9.3±0.3	12.5±0.3	0.6±0.1	5.2±0.3
EFD30	30.0±0.9	22.4±0.8	14.6±0.4	9.1±0.3	11.2±0.3	15.0±0.3	0.8±0.2	4.9±0.3
EFD31	30.8±0.8	23.2min	14.4±0.3	8.8±0.2	11.2±0.3	15.0±0.3	0.3±0.2	4.8±0.2
EFD34	34.0±0.6	24.0±0.5	17.0±0.3	5.0±0.2	18.0±0.3	23.0±0.3	\	3.0±0.2
EFD40/45/11	40.5±0.7	30.0min	16.6±0.3	10.6±0.2	16.3±0.3	22.5±0.3	\	6.6±0.2
EFD40/44/8	40.0±0.7	29.5min	19.8±0.4	8.0±0.2	17.1±0.3	22.0±0.3	\	4.0±0.2
EFD50	50.0±0.9	35.0min	23.0±0.4	10.0±0.3	17.0±0.3	25.0±0.3	0.8±0.2	6.0±0.3
EFD52.5	52.5±1.1	39min	22.5±0.4	13.0±0.3	19.9±0.3	27.0±0.3	\	7.5±0.3
EFD45/50	45.2±0.8	33.3±0.8	24.0±0.4	7.8±0.2	18.0±0.3	24.7±0.3	\	4.0±0.2
EFD43/53/4.4	43.0±0.8	28.5min	21.6±0.4	7.6±0.25	19.3±0.3	26.5±0.3	\	4.4±0.25
EFD43/44/3.2	43.4±0.8	33.5min	22.3±0.4	8.0±0.25	17.1±0.3	22.2±0.3	\	3.2±0.25

FULLSTAR FULLSTAR FULLSTAR

TYPE	Effective Parameter				AL±25%(nH/N^2)	NW（g）
	C_1mm^{-1}	Lemm	$Aemm^2$	$Vemm^3$	P40	
EFD10	3.30	23.7	7.2	171.0	500	0.9
EFD12	2.50	28.5	11.4	325.0	700	1.5
EFD15	2.27	34.0	15.0	510.0	700	2.8
EFD20	1.52	47.0	31.0	1460.0	1150	7.9
EFD21	1.52	47.0	31.0	1460.0	1150	7.9
EFD25	1.00	57.0	58.0	3300.0	2000	16.0
EFD25.6	1.00	57.0	58.0	3300.0	2000	16.5
EFD30	0.98	68.0	69.0	4700.0	1900	24.0
EFD31	0.99	68.2	69.1	4712.0	2000	23.0
EFD34	1.90	95.0	50.0	4750.0	1400	33.5
EFD40/45/11	1.02	108.8	106.5	10951.0	2300	55.0
EFD40/44/8	1.35	102.8	75.5	7750.0	1700	38.0
EFD50	0.68	103.3	151.5	15463.0	3100	76.0
EFD52.5	0.78	132.0	168.0	23250.0	2750	109.0
EFD45/49	1.08	108.0	97.7	10356.2	2700	60.0
EFD43/53/4.4	1.14	111.3	99.8	11113.0	2000	59.0
EFD43/44/3.2	1.41	102.0	72.1	7352.0	1500	43.0

FULLSTAR FULLSTAR FULLSTAR FULLSTAR

NOTE:
1. AL value testing condition : 1KHZ 0.25V 25℃
2. Gapped core is available, please specify upon request & ordering .
3.Tolerance:±25%

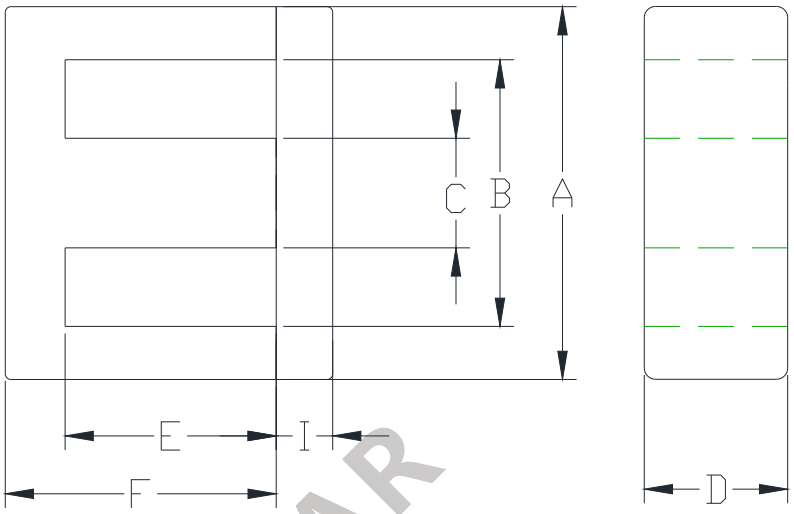



TYPE	Dimension(mm)						
	A	Bmin	C	D	E	F	I
EI16	16.1±0.3	12.5	3.0±0.2	9.0±0.2	5.0±0.2	6.5±0.2	1.5±0.1
EI19	19.2±0.4	14.0	4.8±0.3	4.6±0.3	11.3±0.3	13.6±0.3	2.4±0.3
EI22B	22.0±0.6	15.6	5.7±0.3	5.7±0.3	11.0±0.3	15.0±0.3	4.0±0.3
EI22A	22.0±0.6	15.6	5.7±0.3	5.7±0.3	10.5±0.3	14.5±0.3	4.0±0.3
EI25	25.4±0.5	18.6	6.3±0.3	6.3±0.3	12.8±0.3	15.8±0.3	3.0±0.3
EI25A	25.4±0.5	18.6	6.6±0.3	6.6±0.3	13.2±0.3	16.5±0.3	3.5±0.3
EI28A	28.0±0.6	18.6	7.2±0.3	10.7±0.3	12.8±0.3	17.5±0.3	3.5±0.3
EI28B	28.0±0.6	18.6	7.2±0.3	10.7±0.3	12.8±0.3	16.6±0.3	4.0±0.3
EI33	33.0±0.6	23.5	9.7±0.3	12.7±0.3	19.3±0.3	23.8±0.3	5.0±0.3
EI40	40.0±0.7	26.8	11.8±0.3	11.8±0.3	20.9±0.3	27.8±0.3	7.0±0.3
EI40B	40.0±0.7	26.8	11.7±0.3	11.7±0.3	21.3±0.3	27.3±0.3	6.5±0.3
EI50	50.0±1.0	34.0	14.6±0.4	14.6±0.4	24.7±0.3	33.3±0.3	9.0±0.3
EI60	60.0±1.2	44.0	15.6±0.4	15.6±0.4	27.8±0.3	35.8±0.3	8.5±0.3
EI70	70.0±1.5	53.8	19.5±0.5	19.5±0.5	35.5±0.5	45.5±0.5	10.5±0.5

FULLSTAR FULLSTAR FULLSTAR FULLSTAR

TYPE	Effective paameter				AL±25%(nH/N^2)	NW（g）
	C_1mm^{-1}	Lemm	$Aemm^2$	$Vemm^3$	P40	
EI16B	1.10	29.1	26.4	767.0	2000	3.4
EI19	1.50	39.1	26.3	1029.0	1400	4.6
EI22B	1.12	42.3	37.8	1600.0	1800	9.0
EI22A	1.08	41.6	38.4	1600.0	1900	8.4
EI25	1.30	50.1	39.8	1994.0	1600	10.0
EI25A	1.10	48.5	44.3	2145.0	1800	12.3
EI28A	0.55	49.3	89.5	4399.0	3800	21.0
EI28B	0.57	48.2	86.0	4145.0	3700	20.0
EI33	0.57	67.8	122.0	8274.2	3700	40.0
EI40	0.50	75.9	151.2	11481.9	4200	55.0
EI40B	0.54	77.5	143.0	11100.0	4000	54.7
EI50	0.40	94.1	231.0	21759.0	5300	115.0
EI60	0.40	111.8	272.0	30354.0	5400	138.0
EI70	0.37	133	390.0	51900.0	5800	250.0

FULLSTAR FULLSTAR FULLSTAR FULLSTAR

NOTE:
1. AL value testing condition : 1KHZ 0.25V 25℃
2. Gapped core is available, please specify upon request & ordering .
3.Tolerance:±25%

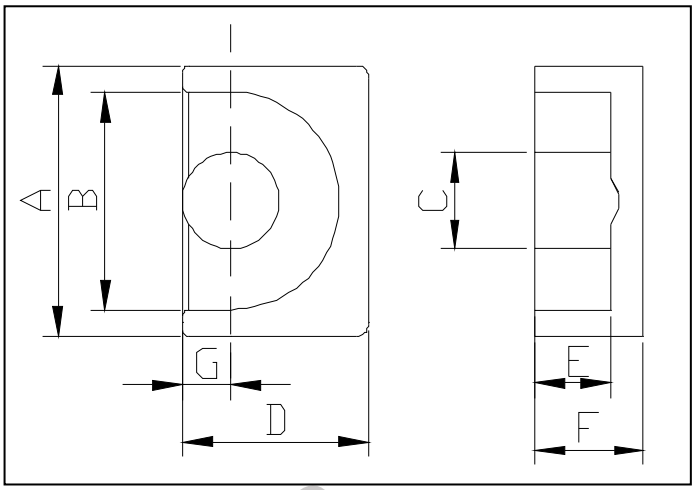



TYPE	Dimension (mm)						
	A	B	C	D	E	F	G(reference)
EP7	9.2±0.2	7.4±0.2	3.3±0.1	6.3±0.2	2.6±0.1	3.7±0.1	1.8
EP10	11.5±0.3	9.4±0.2	3.3±0.15	7.65±0.2	3.7±0.1	5.1±0.1	1.85±0.1
EP13	12.5±0.4	10.0±0.3	4.35±0.15	8.8±0.2	4.7±0.1	6.45±0.1	2.4
EP17	18.0±0.5	12.0±0.4	5.65±0.2	11.0±0.25	5.65±0.15	8.5±0.2	3.25
EP20	24.0±0.5	16.5±0.4	8.75±0.25	14.95±0.35	7.15±0.15	10.7±0.1	4.4
EP30	31.0±0.5	24.0±0.4	14.75±0.25	23.1±0.5	11.7±0.25	14.95±0.1	7.6±0.25

TYPE	Effective parameters				AL±25%(nH/N^2)			NW（g）
	$C_1 mm^{-1}$	Lemm	$Aemm^2$	$Vemm^3$	P40	H7K	H10K	
EP7	1.520	15.7	10.3	162	830	3600	5200	1.4
EP10	1.700	19.2	11.3	217	800	3300	4700	2.8
EP13	1.240	24.2	19.5	472	1170	4900	7000	5.1
EP17	0.840	28.5	33.9	966	1840	8850	12650	12
EP20	0.508	39.8	78.0	3120	3200	19500	19350	28
EP30	0.351	62.6	179.0	11200	5200			75

NOTE:
1. AL value testing condition : 1KHZ 0.25V 25℃
2. Gapped core is available, please specify upon request & ordering .
3.Tolerance:±25%

FULLSTAR FULLSTAR FULLSTAR FULLSTAR

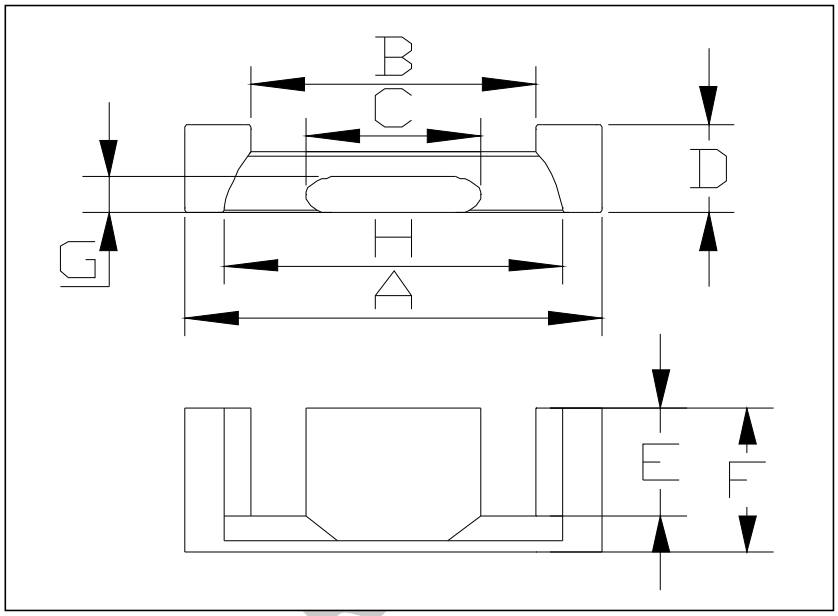



TYPE	Dimension(mm)							
	A	Bmin	C	D	E	F	G	Hmin
EPC13	13.3±0.3	8.3	5.6±0.2	4.6±0.2	4.5±0.2	6.6±0.2	2.1±0.1	10.5
EPC17	17.6±0.4	11.5	7.7±0.2	6.0±0.2	6.1±0.2	8.6±0.2	2.8±0.1	14.3
EPC19	19.1±0.5	13.1	8.5±0.2	6.0±0.2	7.3±0.2	9.8±0.2	2.5±0.1	15.8
EPC25	25.1±0.5	17.1	11.5±0.2	8.0±0.2	9.0±0.3	12.5±0.2	4.0±0.1	20.6
EPC27	27.1±0.5	18.5	13.0±0.3	8.0±0.2	12.0±0.3	16.0±0.2	4.0±0.1	21.6
EPC30	30.1±0.5	20	15.0±0.3	8.0±0.2	13.0±0.3	17.5±0.2	4.0±0.1	23.6
EPC39	39.0±0.7	30.5	17.6±0.3	15.5±0.2	14.1±0.3	19.6±0.2	9.7±0.1	24.7

TYPE	Effective parameters				AL±25%(nH/N^2)	NW（g）
	$C_1 mm^{-1}$	Lemm	$Aemm^2$	$Vemm^3$	P40	
EPC13	2.46	30.6	12.5	382.0	870	2.1
EPC17	1.76	40.2	22.8	917.0	1150	4.5
EPC19	2.03	46.1	22.7	1050.0	940	5.3
EPC25	1.28	59.2	46.4	2750.0	1560	13.0
EPC27	1.34	73.1	54.6	3990.0	1540	18.0
EPC30	1.32	81.6	61.0	4980.0	1570	23.0
EPC39	0.60	87.95	147.0	12960.0	3700	70.5

NOTE:
1. AL value testing condition : 1KHZ 0.25V 25℃
2. Gapped core is available, please specify upon request & ordering .
3.Tolerance:±25%

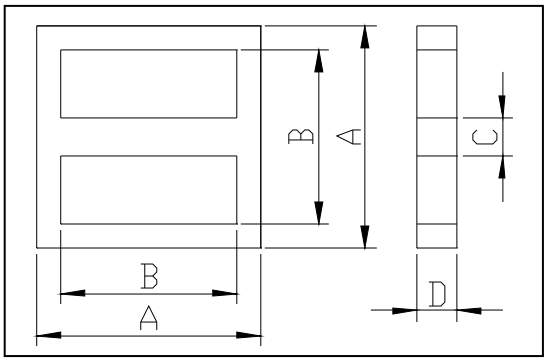

ET



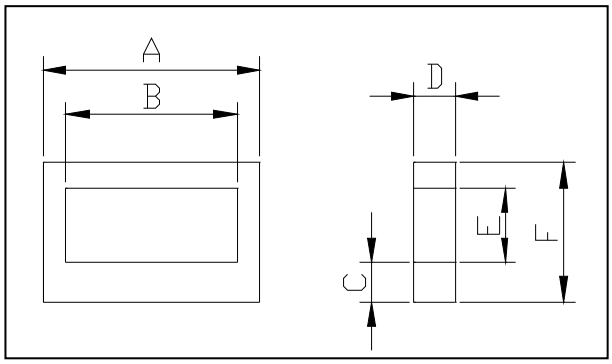

FT

TYPE	Dimension(mm)					
	A	B	C	D	E	F
ET24	24.2±0.5	19.0min	4.0±0.3	4.5±0.3	/	/
ET24A	24.2±0.5	19.0min	4.0±0.3	4.0±0.3	/	/
ET28	28.7±0.5	22.2min	5.0±0.3	5.0±0.3	/	/
ET29	29.0±0.5	22.0min	5.1±0.3	5.2±0.3	/	/
ET35	35.3±0.6	26.8min	7.5±0.3	7.5±0.3	/	/
FT17.5	17.5±0.4	11.5±0.3	3.7±0.2	3.7±0.25	6.6±0.2	15.0±0.3
FT20	20.6±0.3	15.7min	4.2±0.2	4.6±0.2	7.35min	14.1±0.3
FT30	30.0±0.3	21.9min	4.5	4.7±0.3	7.7±0.3	16.2±0.3

TYPE	Effective parameters				AL±25%(nH/N^2)			NW（g）
	$C_1 mm^{-1}$	Lemm	$Aemm^2$	$Vemm^3$	H5K	H7K	H10K	
ET24	3.09	61.4	19.8	1220.0		2000		6.0
ET24A	3.40	60.3	17.5	1050.0		2000		5.6
ET28	2.70	70	27.0	1890.0		2450		9.6
ET29	2.33	71.1	30.5	2170.0		2850		11.0
ET35	1.46	85.2	58.3	4960.0		4600		25.8
FT17.5	3.31	43	13.0	558.0			1800	2.8
FT20	4.49	53.2	11.8	629.0		1540		3.8
FT30	3.60	69.1	19.2	1330.0	1593			7.0

NOTE:
1. AL value testing condition : 1KHZ 0.25V 25℃
2. Gapped core is available, please specify upon request & ordering .
3.Tolerance:±25%

FULLSTAR FULLSTAR FULLSTAR FULLSTAR

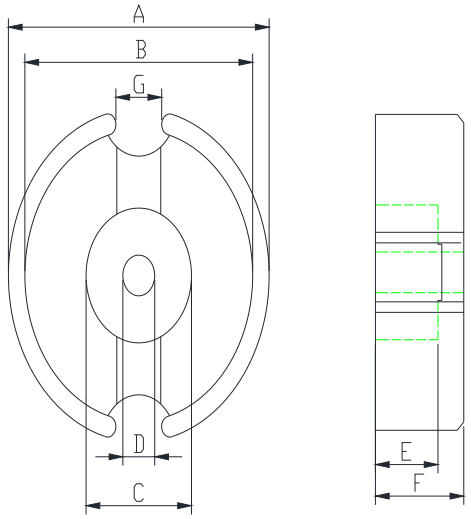



TYPE	Dimension(mm)						
	A	B	C	D	E	F	G
P7/4	7.25±0.15	5.9±0.1	2.95±0.05	1.4±0.05	1.45±0.05	2.05±0.15	1.61±0.1
P9/5	9.15±0.15	7.65±0.15	3.8±0.1	2.05±0.05	1.9±0.05	2.65±0.05	2.0±0.2
P11/7	11.1±0.2	9.2±0.2	4.6±0.1	2.05±0.05	2.8±0.05	3.25±0.05	2.2±0.3
P14/8	14.05±0.25	11.8±0.2	6.0±0.2	3.0±0.1	2.9±0.1	4.2±0.1	3.3±0.6
P18/11	18.0±0.4	15.15±0.25	7.45±0.2	3.05±0.1	3.7±0.1	5.3±0.1	3.8±0.6
P22/13	21.6±0.4	18.2±0.3	9.25±0.2	4.45±0.15	4.7±0.1	6.75±0.1	3.8±0.6
P26/16	25.5±0.5	21.5±0.3	11.3±0.2	5.5±0.15	5.6±0.1	8.0±0.1	3.8±0.6
P30/19	30.0±0.5	25.4±0.4	13.3±0.2	5.5±0.15	6.6±0.1	9.45±0.1	4.3±0.6
P36/22	35.6±0.6	30.4±0.5	15.9±0.3	5.5±0.15	7.4±0.1	11.0±0.1	
P48/30	47.5±0.5	40.8min	19.2±0.4	5.8±0.2	10.6±0.3	14.8±0.3	8.4±0.6

TYPE	Effective parameters				AL±25%(nH/N^2)	NW（g）
	$C_1 mm^{-1}$	Lemm	$Aemm^2$	$Vemm^3$	P40	
P7/4	1.430	10	7.0	70	950	0.5
P9/5	1.240	12.5	10.1	126	1100	0.8
P11/7	0.956	15.5	16.2	251	1500	1.8
P14/8	0.790	19.8	25.1	495	2000	3.2
P18/11	0.597	25.8	43.3	1120	2800	6.0
P22/13	0.497	31.5	63.4	2000	3500	12.0
P26/16	0.400	37.6	93.9	3530	4600	20.0
P30/19	0.330	45.2	137.0	6190	5700	34.0
P36/22	0.260	53.2	202.0	10700	7300	60.0
P48/30	0.230	72.7	313.4	22780	7300	134.0

NOTE:
1. AL value testing condition : 1KHZ 0.25V 25℃
2. Gapped core is available, please specify upon request & ordering .
3.Tolerance:±25%

FULLSTAR FULLSTAR FULLSTAR

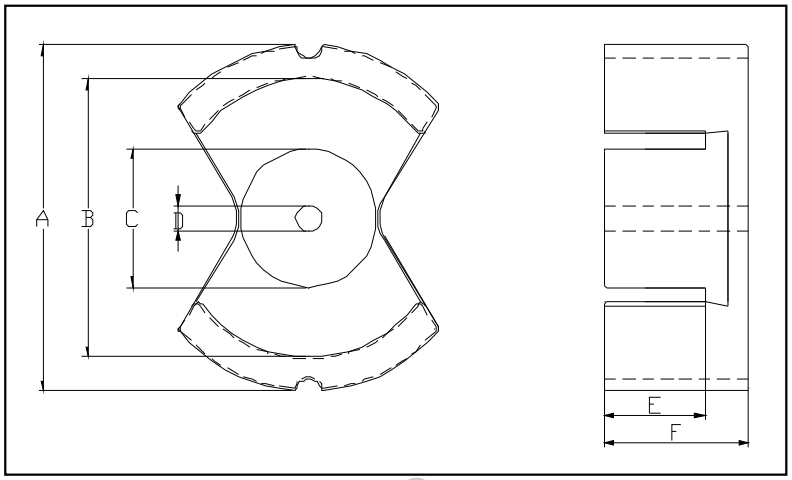



TYPE	Dimension(mm)					
	A	B	C	D	E	F
PM50	49.1±0.9	39.6±0.6	19.7±0.3	5.5±0.1	13.4±0.2	19.9±0.2
PM62	61.0±1.0	48.0min	25.0±0.7	5.3±0.3	16.9±0.3	24.4±0.2
PM74	74.0 $^{0.0}_{-3.0}$	57.0min	29.0±1.0	5.4±0.3	20.5±0.4	29.5±0.3
PM87	87.0 $^{2.0}_{-3.0}$	66.5min	31.7±1.5	8.5±0.4	24.2±0.4	35.0±0.4
PM114	114.0 $^{0.0}_{-0.5}$	88.0min	42.0±1.5	5.4±0.4	31.9±0.4	46.2±0.3

TYPE	Effective parameters				AL±25%(nH/N^2)	NW（g）
	$C_1 mm^{-1}$	Lemm	$Aemm^2$	$Vemm^3$	P40	
PM50	0.227	84	370.0	31000.0	7700	140
PM62	0.190	109	570.0	62000.0	9700	280
PM74	0.162	128	790.0	101000.0	10000	515
PM87	0.161	146	910.0	133000.0	13000	770
PM114	0.116	200	1720.0	344000.0	16000	1940

NOTE:
1. AL value testing condition : 1KHZ 0.25V 25℃
2. Gapped core is available, please specify upon request & ordering .
3.Tolerance:±25%

FULLSTAR FULLSTAR FULLSTAR FULLSTAR

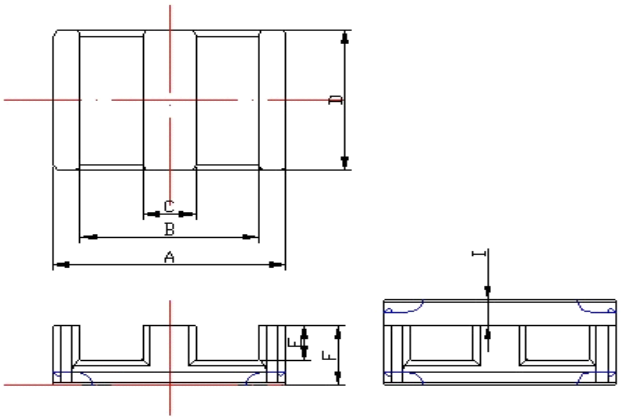



TYPE	Dimension(mm)						
	A	B	C	D	E	F	I
PEE1407	14.0±0.3	11.0±0.25	3.0±0.05	5.0±0.1	2.0±0.1	3.50±0.1	
PEE1808	18.0±0.35	14.0±0.3	4.0±0.1	10.0±0.2	2.0±0.1	4.0±0.15	
PEE2211	21.8±0.4	16.8±0.4	5.0±0.1	15.8±0.3	3.2±0.15	5.7±0.15	
PEE3213	31.75±0.7	24.9min	6.35±0.15	20.3±0.4	3.18±0.2	6.35±0.15	
PEE3817	38.1±0.8	30.23min	7.6±0.2	25.4±0.5	4.45±2	8.26±0.15	
PEE4319	43.2±0.9	34.70min	8.1±0.2	27.9±0.6	5.4±0.2	9.5±0.2	
PEE5821	59.4±1.2	50.0min	8.1±0.2	38.1±0.8	6.5±0.2	10.5±0.2	
PEI1405	14.0±0.3	11.0±0.25	3.0±0.1	5.0±0.1	2.0±0.1	3.5±0.15	1.5±0.05
PEI1806	18.0±0.35	14.0±0.3	4.0±0.1	10.0±0.2	2.0±0.1	4.0±0.2	2.0±0.1
PEI2208	21.8±0.4	16.8±0.4	5.0±0.1	15.8±0.3	3.2±0.15	5.7±0.15	2.5±0.05
PEI3210	31.75±0.7	24.9min	6.35±0.15	20.3±0.4	3.18±0.2	6.35±0.15	3.18±0.15
PEI3812	38.1±0.8	30.23min	7.6±0.2	25.4±0.5	4.45±0.2	8.26±0.15	3.81±0.15
PEI4314	43.2±0.9	34.70min	8.1±0.2	27.9±0.6	5.4±0.2	9.5±0.2	4.1±0.15
PEI5815	59.4±1.2	50.0min	8.1±0.2	38.1±0.8	6.5±0.2	10.5±0.2	4.1±0.15

TYPE	Effective parameters				AL±25%(nH/N^2)	NW（g）
	C_1mm^{-1}	Lemm	$Aemm^2$	$Vemm^3$	P40	
PEE1407	1.430	20.7	14.5	300.0	1500	1.2
PEE1808	0.616	24.3	39.5	960.0	3400	4.8
PEE2211	0.414	32.5	78.5	2550.0	5100	13.0
PEE3213	0.323	41.7	129.0	5380.0	6500	26.0
PEE3817	0.272	52.6	194.0	10200.0	7800	50.0
PEE4319	0.276	61.7	225.0	13900.0	7700	70.0
PEE5821	0.268	81.2	305.0	24600.0	7900	124.0
PEI1405	1.160	16.7	14.5	240.0	1800	1.1
PEI1806	0.514	20.3	39.5	800.0	4100	4.1
PEI2208	0.332	26.1	78.5	2040.0	6400	11.0
PEI3210	0.278	3509	129.0	4560.0	7600	23.0
PEI3812	0.226	43.7	194.0	8460.0	9300	43.0
PEI4314	0.226	50.8	225.0	11500.0	9300	59.0
PEI5815	0.224	68.3	305.0	20800.0	9400	106.0

NOTE:
1. AL value testing condition : 1KHZ 0.25V 25℃
2. Gapped core is available, please specify upon request & ordering .
3.Tolerance:±25%

FULLSTAR FULLSTAR FULLSTAR

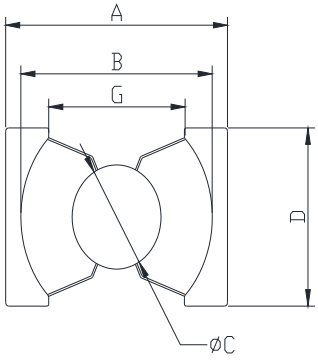

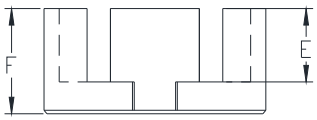



TYPE	Dimension(mm)						
	A	Bmin	C	D	E	F	Gmin
PQ20/16	20.5±0.4	18.0±0.4	8.8±0.2	14.0±0.4	5.2±0.2	8.1±0.1	12.0
PQ20/20	20.5±0.4	18.0±0.4	8.8±0.2	14.0±0.4	7.2±0.2	10.1±0.1	12.0
PQ26/15	26.5±0.5	22.5±0.45	12.0±0.2	19.0±0.45	3.0±0.1	7.4±0.1	15.5
PQ26/20	26.5±0.5	22.5±0.45	12.0±0.2	19.0±0.45	5.7±0.2	10.1±0.1	15.5
PQ26/25	26.5±0.5	22.5±0.45	12.0±0.2	19.0±0.45	8.0±0.2	12.4±0.2	15.5
PQ27/20	27.3±0.5	22.5min	12.0±0.2	19.0±0.45	5.7±0.2	10.1±0.1	16.0
PQ27/25	27.3±0.5	22.5min	12.0±0.2	19.0±0.45	8.1±0.2	12.5±0.2	16.0
PQ27.5/25	27.5±0.5	22.5min	12.0±0.2	19.0±0.45	8.1±0.2	12.5±0.2	16.0
PQ32/20	32.0±0.6	27.5±0.5	13.4±0.3	22.0±0.5	5.7±0.2	13.0±0.2	19.0
PQ32/25	32.0±0.6	27.5±0.5	13.4±0.3	22.0±0.5	8.4±0.2	12.5±0.2	19.0
PQ32/30	32.0±0.6	27.5±0.5	13.4±0.3	22.0±0.5	10.6±0.2	15.0±0.2	19.0
PQ32/35	32.0±0.6	27.5±0.5	13.4±0.3	22.0±0.5	12.5±0.3	16.9±0.2	20.0
PQ33/30	33.0±0.6	28.5±0.5	13.4±0.3	22.0±0.5	10.6±0.2	15.0±0.2	20.0
PQ35/35	35.1±0.7	32.0±0.5	14.4±0.3	26.0±0.5	12.5±0.2	17.4±0.2	23.5
PQ40/40	40.5±0.9	37.0±0.6	14.9±0.3	28.0±0.6	14.7±0.2	19.9±0.2	28.0
PQ50/50	50.0±0.9	44.0±0.7	20.0±0.3	32.0±0.6	18.0±0.2	25.0±0.2	31.5
PQM38	38.0±0.8	32.0min	14.2±0.3	21.2±0.5	3.5±0.3	6.5±0.3	26.7

FULLSTAR FULLSTAR FULLSTAR

TYPE	Effective parameters				AL±25%(nH/N^2)	NW（g）
	C_1mm^{-1}	Lemm	$Aemm^2$	$Vemm^3$	P40	
PQ20/16	0.605	37.4	62.0	2310	3300	13
PQ20/20	0.738	45.4	62.0	2790	3100	15
PQ26/15	0.296	36.2	122.0	4416	7300	26
PQ26/20	0.391	46.3	119.0	5490	6100	31
PQ26/25	0.472	55.5	118.0	6530	5200	36
PQ27/20	0.411	47.6	119.0	5490	6100	31.5
PQ27/25	0.481	56.8	118.0	6530	5200	36.5
PQ27/25	0.481	56.8	118.0	6530	5200	36.5
PQ32/20	0.326	55.5	170.0	9420	6000	42
PQ32/25	0.376	60.6	161.0	9760	5500	48
PQ32/30	0.464	78.2	161.0	12600	5150	55
PQ32/35	0.546	85.2	156.0	13300	3950	66
PQ33/30	0.471	79.8	161.0	12850	5000	55.8
PQ35/35	0.448	87.9	196.0	17300	4860	73
PQ40/40	0.508	102	201.0	20500	4300	95
PQ50/50	0.346	113	328.0	37200	6720	195
PQM38	0.378	43.6	118.0	5140.0	5800	30

FULLSTAR FULLSTAR FULLSTAR

NOTE:
1. AL value testing condition : 1KHZ 0.25V 25℃
2. Gapped core is available, please specify upon request & ordering .
3.Tolerance:±25%

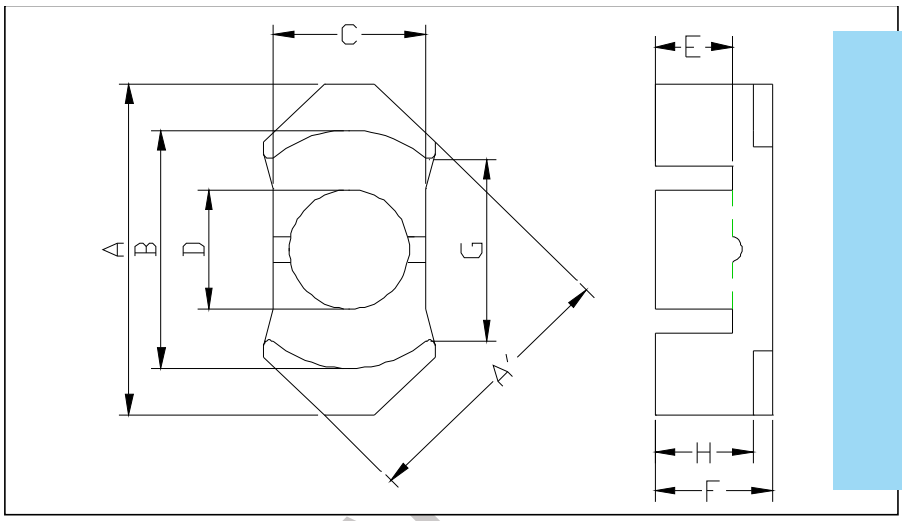



TYPE	Dimension(mm)								
	A1	A	B	C	D	E	F	Gmin	H
RM4	9.6±0.2	10.75±0.25	8.15±0.2	4.5±0.1	3.8±0.1	3.6±0.1	5.2±0.1	5.8	9.0±0.2
RM5	12.05±0.25	14.65±0.3	10.4±0.2	6.6±0.2	4.8±0.1	3.25±0.1	5.2±0.1	6.0	9.1±0.2
RM6	14.4±0.3	17.55±0.35	12.65±0.25	8.0±0.2	6.3±0.1	4.1±0.1	8.8±0.1	8.8	10.3±0.3
RM8	19.3±0.4	22.7±0.5	17.3±0.3	10.7±0.3	8.4±0.2	5.5±0.1	11.4±0.5	9.5	14.3±0.3
RM10	24.1±0.6	27.8±0.7	21.6±0.5	13.2±0.3	10.7±0.2	6.3±0.2	9.3±0.1	10.9	16.2±0.3
RM12	29.2±0.6	36.7±0.7	25.5±0.5	15.8±0.3	12.6±0.2	8.5±0.2	12.2±0.1	12.9	21.6±0.3
RM14	34.1±0.6	41.5±0.7	29.6±0.6	18.7±0.3	14.7±0.3	10.6±0.1	15.5±0.1	17.0	27.0±0.3

TYPE	Effective parameters				AL±25%(nH/N^2)			NW（g）
	$C_1 mm^{-1}$	Lemm	$Aemm^2$	$Vemm^3$	P40	H7K	H10K	
RM4	1.690	23.3	13.8	322.0	950	2450	3500	2.8
RM5	0.935	23.2	24.8	574.0	1700	4700	6700	3.3
RM6	0.784	29.2	37.0	1090.0	2150	6000	8600	4.9
RM8	0.604	38.4	63.0	2440.0	3300	8750	12500	12.0
RM10	0.462	44.6	96.6	43100.0	4000	11200	16000	22.0
RM12	0.388	56.6	146.0	8340.0	5000	13000	17700	45.0
RM14	0.35	70	198.0	13900.0	5700	14500	19600	67.0

NOTE:
1. AL value testing condition : 1KHZ 0.25V 25℃
2. Gapped core is available, please specify upon request & ordering .
3.Tolerance:±25%

FULLSTAR

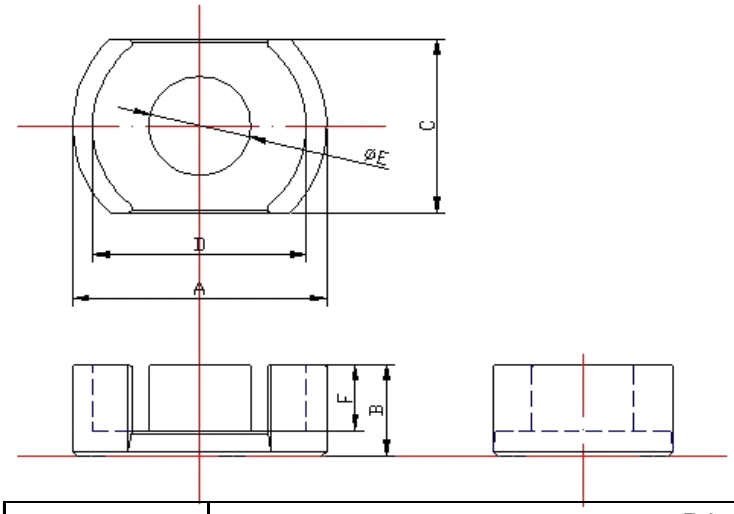



TYPE	Dimension(mm)					
	A	B	C	D	E	F
DS23/11	22.9±0.45	5.55±0.15	15.2±0.25	18.25±0.3	9.75±0.15	3.75±0.15
DS25/11	25.0±0.4	5.54±0.15	15.24±0.2	20.8±0.3	8.9±0.15	3.75±0.15
DS30/19	30.5±0.5	9.5±0.2	20.3±0.3	25.9±0.5	13.3±0.2	6.6±0.2
DS31/19	31.2±0.4	9.45±0.15	20.3±0.3	25.4±0.35	13.2±0.2	6.45±0.2
DS33/14	33.2±0.5	7.1±0.15	23.7±0.3	26.6±0.4	13.5±0.2	4.3±0.15
DS33/19	33.2±0.5	9.4±0.15	23.7±0.3	26.6±0.4	13.5±0.2	6.5±0.15
DS33/24	33.2±0.5	12.05±0.15	23.7±0.3	26.6±0.4	13.5±0.2	9.25±0.15
DS40/25	39.8±0.5	12.5±0.2	28.3±0.35	33.2±0.5	16.0±0.25	8.9±0.2
DS40/27	39.8±0.5	13.5±0.2	28.3±0.35	33.2±0.5	16.0±0.25	9.9±0.2
DS40/28	39.8±0.5	14.0±0.2	28.3±0.35	33.2±0.5	16.0±0.25	10.4±0.2

TYPE	Effective parameters				AL±25%(nH/N^2)	NW （g）
	$C_1 mm^{-1}$	Lemm	$Aemm^2$	$Vemm^3$	P40	
DS23/11	0.52	26.8	51.2	1370.0	4100	8.0
DS25/11	0.54	30.26	55.7	1684.0	3880	9.8
DS30/19	0.43	49.9	117.0	5842.0	5350	27.0
DS31/19	0.39	50.2	127.5	6396.0	5400	26.0
DS33/14	0.29	42.6	145.1	6178.0	7300	24.0
DS33/19	0.35	51.4	147.4	7576.0	6000	30.0
DS33/24	0.42	61.9	147.4	9124.0	5200	36.0
DS40/25	0.33	67.3	205.0	13797.0	6400	53.0
DS40/27	0.34	71.3	205.0	14617.0	6000	56.0
DS40/28	0.36	73.3	205.0	15027.0	5900	58.0

NOTE:
1. AL value testing condition : 1KHZ 0.25V 25℃
2. Gapped core is available, please specify upon request & ordering .
3.Tolerance:±25%

FULLSTAR FULLSTAR FULLSTAR

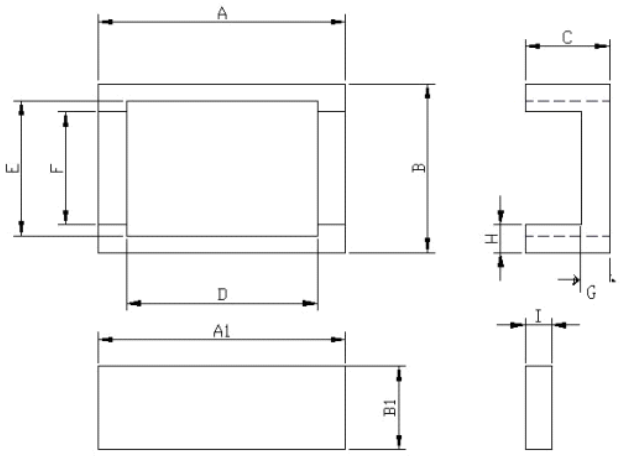



TYPE	Dimension(mm)										
	A	B	C	D	E	F	G	H	A1	B1	I
UI7.7	19.6±0.25	7.7±0.2	2.2±0.05	17±0.2	5.9±0.2	3.3±0.1	/	1.15±0.06	19.9±0.3	2.9±0.15	1.3±0.05
UI8.3	27.5±0.4	8.3±0.2	3.0±0.05	22.5±0.4	6.5±0.15	5.35±0.1	/	1.0±0.05	28.3±0.5	3.85±0.1	1.35±0.05
UI8.5	25.0±0.3	8.5±0.25	3.35±0.15	20.1±0.3	6.1±0.15	4.7±0.15	/	1.3±0.15	26.0±0.3	3.4±0.15	1.9±0.15
UI9	23.6±0.2	8.8±0.2	4.4±0.1	19.4±0.2	6.8±0.2	5.4±0.15	1.7±0.2	1.3±0.05	23.8±0.2	3.7±0.1	2.6±0.05
UI10	24.0±0.2	10.0±0.1	3.9±0.1	19.0±0.15	7.3±0.2	5.7±0.1	2.1±0.15	1.2±0.1	24.3±0.2	4.5±0.15	2.3±0.05
UI11.7	20.9±0.2	11.7±0.2	3.5±0.1	16.2±0.15	8.8±0.15	7.0±0.1	/	1.3±0.1	21.6±0.2	5.5±0.15	1.8±0.05
UI14.8	19.75±0.25	14.8±0.25	4.6±0.1	15.6±0.25	11.4±0.25	7.0±0.15	3.9±0.1	1.8±0.05	19.9±0.25	5.45±0.25	2.8±0.05
UI15	19.7±0.2	15.0±0.15	3.65±0.08	14.25±0.2	12.1±0.1	9.0±0.15	3.0±0.1	1.75±0.05	19.7±0.2	5.55±0.1	1.85±0.07

TYPE	Effective parameters					NW(g)
	C1	Le	Ae	Ve	AL	
UI7.7	10.3	40.2	3.89	156.5	1100	0.84
UI8.3	9.33	53.6	5.19	589	1100	1.55
UI8.5	6.37	46.8	7.35	344	1660	1.94
UI9	4.73	47.6	9.62	757	1750	2.38
UI10	5.08	47.1	10.5	561	1660	2.7
UI11.7	4.04	10.8	10.1	411	3960	2.35
UI14.8	2.52	45.6	15.3	905	4050	3.54
UI15	4.6	42.5	10.5	585	3500	2.64

NOTE:
1. AL value testing condition : 1KHZ 0.25V 25℃
2. Gapped core is available, please specify upon request & ordering .
3.Tolerance:±25%

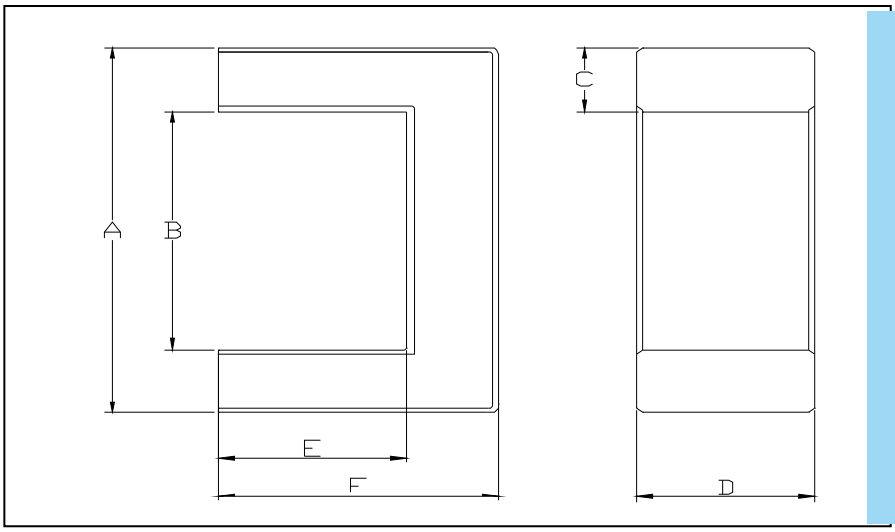



TYPE	Dimension(mm)					
	A	Bmin	C	D	E	F
UF9.8	9.8±0.3	4.1	2.8±0.2	2.7±0.2	4.2±0.2	7.1±0.2
UF10.5	10.5±0.3	5.2	2.5±0.2	5.0±0.2	5.35±0.2	7.85±0.25
UF15	15.0±0.4	5.4	4.6±0.2	6.4±0.2	6.5±0.2	11.4±0.3
UF15.2	15.2±0.4	5.0	5.0±0.2	6.5±0.25	6.0±0.3	11.2±0.4
UF15.7	15.7±0.4	6.7	4.5±0.2	6.0±0.2	6.0±0.3	9.7±0.25
UF16	16.0±0.4	6.8	4.5±0.2	5.9±0.2	6.0±0.2	10.0±0.3
UF17	17.0±0.4	6.1	4.5±0.2	6.0±0.2	11.8±0.3	15.5±0.3
UF19	19.7±0.4	7.4	6.0±0.2	6.0±0.2	11.7±0.3	17.7±0.3
UF25	25.4±0.5	12.4	6.35±0.25	6.35±0.25	9.65±0.2	16.0±0.3
UF30	30.0±0.5	17.3	6.1±0.2	6.25±0.15	6.2±0.25	12.7±0.15
UF33	33.0±0.5	18.0	7.2±0.2	7.2±0.2	6.2±0.25	13.8±0.15
UF53/50	53.0±1.0	32.5	10.0±0.3	19.0±0.5	35.0±0.5	50.0±0.5
UF53/51	53.0±1.0	18.4	17.0±0.3	19.0±0.5	32.0±0.5	51.0±0.5
UF64	65.0±1.5	24.4	20.0±0.5	40.0±0.5	43.±0.7	63.5±1.0
UF66	66.0±1.5	25.0	19.5±0.5	39.6±0.6	36.5±1.0	55.0±1.0
UF72	72.0±1.5	29.5	20.5±0.3	40.0±0.5	38.0±0.5	58.5±0.5
UF74A	74.0±1.5	39.0	17.0±0.5	18.0±0.5	20.0±0.5	37.0±0.5
UF80/64.5	80.0±2.0	36.0	21.5±0.5	29.5±0.5	43.0±0.5	64.5±0.5
UF80/85	80.0±2.0	40.0	20.0±0.5	40.0±1.0	65.0±1.0	85.0±1.0
UF93	93.0±2.5	36.5	28.0±0.5	28.0±0.5	49.5±1.0	79.0±1.0
UF96	96.0±3.0	37.0	30.0±0.5	30.0±0.5	50.0±0.5	80.5±0.5
UF100	100.0±3.0	36.7	30.5±0.5	30.0±1.0	45.0±1.0	70.5±1.0
UF105	105.0±3.0	39.0	30.0±0.5	40.0±1.0	65.0±1.0	95.0±1.0
UF120/80	120.0±3.0	59.0	30.0±0.5	40.0±1.5	50.0±1.0	80.0±1.0
UF120/117	120.0±3.0	59.0	30.0±0.5	40.0±1.5	87.0±1.0	117.0±1.0

NOTE:
1. AL value testing condition : 1KHZ 0.25V 25℃
2. Gapped core is available, please specify upon request & ordering .
3.Tolerance:±25%

FULLSTAR FULLSTAR FULLSTAR

TYPE	Effective parameters				AL±25%(nH/N^2)				NW（g）
	C_1mm^{-1}	Lemm	$Aemm^2$	$Vemm^3$	P40	H5K	H7K	H10K	
UU9.8	4.46	34.1	7.7	262.0	440	800	900	1200	1.3
UU10.5	3.22	40.3	12.5	503.0	650	930	1170	1690	2.5
UU15	1.74	52.5	30.1	1580.0	1400	1900	3000		8
UF15.2	1.53	50.40	32.90	1660.00	1400				8.2
UU15.7	2.02	49.9	24.8	1240.0	1000	2600	3250		6.7
UU16	2.03	51.2	25.1	1290.0	1000	1600	2080	2700	6.9
UU17	2.99	75.6	25.3	1910.0	890	1750	2600	3200	9
UF19	2.25	81.0	36.0	2920.0	1000	1590	2080		15
UF25	2.08	83.9	40.3	3390.0	1100		2600		16.5
UF30	2.06	80.4	39.1	3140.0	1050		2800		17
UF33	1.59	85.7	53.7	4600.0	1360		3000		23
UF53/50	1.13	240.0	211.0	50170.0	2000				250
UF53/51	0.67	222.5	334.0	74150.0	3300				360
UF64	0.36	286.0	8.6	230000.0	6400				1100
UF66	0.34	260.0	759.0	197000.0	6000				925
UF72	0.34	281.0	828.0	233000.0	5000				1070
UF74A	0.70	213.5	305.9	65250.0	3000				330
UF80A	0.49	312.5	632.9	197812.0	4500				970
UF80B	0.54	435.0	801.0	348000.0	5500				1500
UF93	0.45	362.0	797.0	289000.0	5000				1450
UF96	0.41	369.0	900.0	331695.0	5000				1490
UF100	0.45	353.0	895.0	316000.0	5100				1670
UF105	0.39	471.0	1200.0	564000.0	6500				2700
UF120A	0.34	407.0	1184.6	482098.0	6100				2290
UF120B	0.47	564.0	1200.0	677000.0	4800				3020

NOTE:
1. AL value testing condition : 1KHZ 0.25V 25℃
2. Gapped core is available, please specify upon request & ordering .
3.Tolerance:±25%

FULLSTAR FULLSTAR FULLSTAR



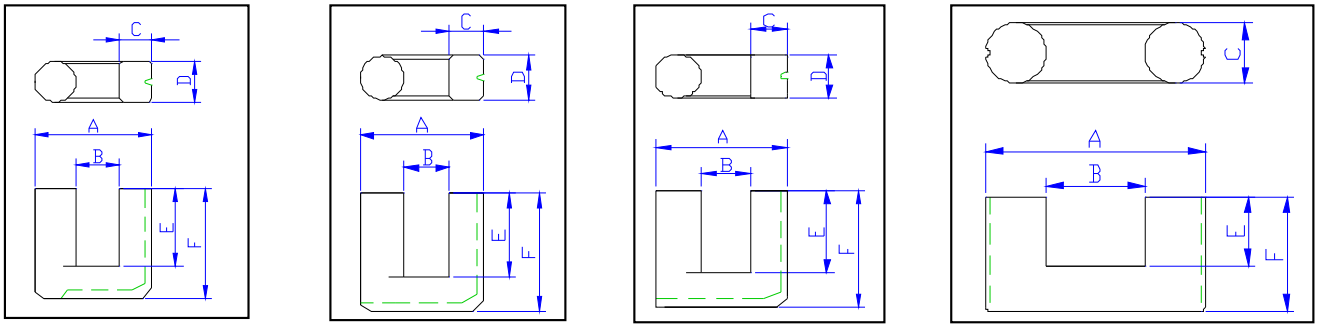

I II III IV

TYPE	FIG	Dimension(mm)						Effective parameters				NW（g）
		A	Bmin	C	D	E	F	C1mm^{-1}	Lemm	Aemm^2	Vemm^3	
UYF9.6/3138	I	31.2±0.6	14.0	7.6±0.2	9.6±0.3	11.3±0.3	19.1±0.3	1.47	100.4	68.47	6887	42
UYF9.6/3156	I	31.2±0.6	13.5	7.6±0.2	9.6±0.3	20.1±0.3	28.0±0.3	1.95	134.7	68.9	9282	50
UYF10/3549	II	35.0±0.6	17.3	7.6±0.2	9.6±0.3	16.9±0.3	24.5±0.3	1.89	129.1	68	8782	48
UYF10/3144	II	31.4±0.6	12.7	8.1±0.2	9.9±0.3	14.5±0.3	22.3±0.3	1.50	111.1	73.5	8163	48
UYF10/3159	II	31.4±0.6	12.7	8.1±0.2	9.9±0.3	21.5±0.3	29.8±0.3	1.80	139.9	75.2	10529	54
UYF11.5/3558	I	34.5±0.6	12.9	9.5±0.3	11.5±0.2	19.1±0.2	29.1±0.3	1.30	135.9	104.6	14218	71
UYF11.5/3662	I	35.5±0.6	13.9	9.5±0.3	11.5±0.2	21.0±0.2	31.0±0.3	1.39	145.5	104.6	15230	75
UYF12/3560	I	35.3±0.6	14.0	9.3±0.2	12.0±0.2	20.5+0.5	30.0+0.5	1.33	143.6	108.2	15550	86
UYF12.5/3570	II	36.0±0.6	12.5	9.9±0.2	12.5±0.2	24.8±0.2	34.8±0.2	1.33	159.6	119.8	19127	93.5
UYF13/3560	III	35.0±0.6	11.8	9.9±0.3	12.9±0.3	20.8±0.3	30.8±0.3	1.10	140.1	126.3	17505	85
UYF13/3566	III	35.0±0.6	11.8	9.9±0.3	12.9±0.3	22.5±0.3	32.5±0.3	1.14	140.1	126.4	18101	88
UYF13/3661	III	36.0±0.6	12.5	9.9±0.3	12.9±0.3	20.8±0.3	30.8±0.3	1.14	144.1	126.3	18205	87.5
UYF13/3666	III	36.0±0.6	12.5	9.9±0.3	12.9±0.3	22.5±0.3	32.5±0.3	1.19	151.1	126.4	19101	91.5
UYF13/3670	III	36.0±0.6	12.5	9.9±0.3	12.9±0.3	24.8±0.3	34.8±0.3	1.27	160.2	126.4	20252	100
UYF13/3866	II	38.0±0.8	13.8	11.0±0.3	12.9±0.3	22.5±0.3	33.0±0.3	1.16	154.5	132.9	20534	101
UYF13/3868	II	38.0±0.8	13.8	11.0±0.3	12.9±0.3	23.5±0.3	34.0±0.3	1.19	158.5	133	21080	105
UYF13.8/3864	II	38.8±0.9	14	12.0±0.3	13.8±0.3	22.0±0.4	34.0±0.4	1.00	156.0	155.5	24312	105
UYF14/3867	I	38.5±0.6	13.5	10.5±0.3	14.0±0.3	22.5±0.3	33.5±0.3	1.06	156.0	146.7	22894	118
UYF14/3963	I	38.9±0.6	13.4	10.9±0.3	14.0±0.3	21.3±0.3	31.8±0.3	1.02	150.4	146.7	22066	108
UYF14.5/4163	I	40.5±0.6	13.4	12.0±0.3	14.5±0.3	20.5±0.3	31.5±0.3	0.91	146.9	162.4	23870	117
UYF14.5/4369	I	40.5±0.6	16.0	12.0±0.3	14.5±0.3	22.5±0.3	34.5±0.3	0.98	163.5	166.3	27189	132

FULLSTAR FULLSTAR FULLSTAR

NOTE:
1. AL value testing condition : 1KHZ 0.25V 25℃
2. Gapped core is available, please specify upon request & ordering .
3.Tolerance:±25%



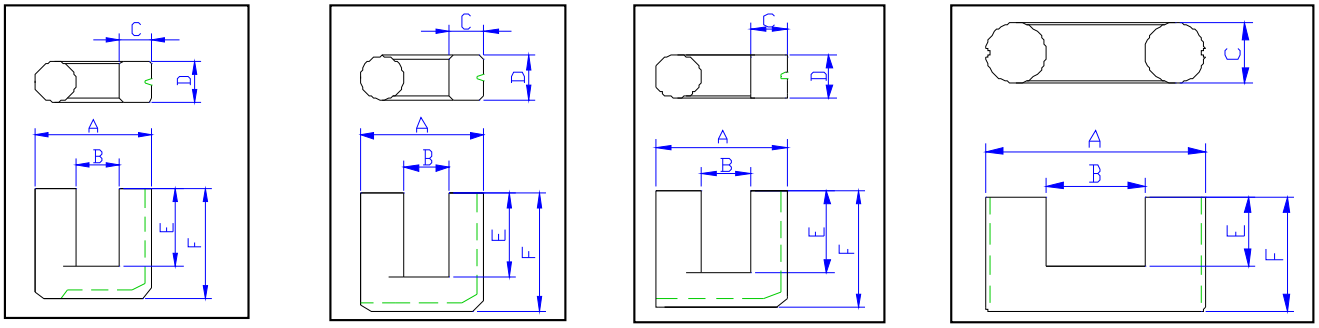

I II III IV

TYPE	FIG	Dimension(mm)						Effective parameters				NW（g）
		A	Bmin	C	D	E	F	C1mm^{-1}	Lemm	Aemm^2	Vemm^3	
UYF15/4268	III	41.2±0.8	14.5	12.0±0.3	14.9±0.3	22.5±0.3	34.2±0.3	0.93	160.6	171.2	27498	134
UYF15/4275	III	41.2±0.8	14.5	12.0±0.3	14.9±0.3	25.5±0.3	37.5±0.3	1.00	174.6	174.4	30462	141
UYF15/4066	I	40.3±0.8	13.2	11.5±0.3	15.0±0.3	21.5±0.3	33.0±0.3	0.91	153.9	168.8	25979	125
UYF15/4069	II	40.3±0.8	13.2	11.5±0.3	15.0±0.3	22.5±0.3	34.5±0.3	0.93	158.6	171.1	27142	128
UYF15/4376	II	42.5±0.8	14.4	12.0±0.3	15.0±0.3	26.0±0.3	38.0±0.3	1.01	175.1	173.9	30455	148
UYF15/4369	II	42.5±0.8	14.4	12.0±0.3	15.0±0.3	22.5±0.3	34.5±0.3	0.93	161.1	173.8	28012	142
UYF16/4376	II	43.0±0.8	14.5	12.0±0.3	15.9±0.3	25.5±0.3	38.0±0.3	0.91	175.5	192.2	33734	164
UYF16/4374	II	43.0±0.8	14.5	12.0±0.3	16.0±0.3	25.5±0.3	37.5±0.3	0.92	174.6	189.7	33136	160
UYF17/4677	II	46.2±0.8	15	16.7±0.3	13.3±0.3	25.6±0.3	38.5±0.3	0.85	212.0	180	38236	195
UY10/3244	IV	32.0±0.6	12.5	10.0±0.2	\	14.0±0.3	22.0±0.3	1.45	108.9	75.1	8178	42
UY12/4257	IV	41.5±1.0	19	11.7±0.3	\	19.0±0.4	28.5±0.3	1.37	148.5	108.2		68
UY12/4035	IV	39.0±1.0	16	11.7±0.3	\	6.8±0.3	17.6±0.3	1.12	96.4	85.4	8240	52
UY16/5858	IV	58.0±0.8	25.5	16.0±0.2	\	17.0±0.3	29.0±0.3	0.84	164.8	194.7	32098	148
UY16/5860	IV	58.0±0.8	25.5	16.0±0.2	\	18.0±0.3	30.0±0.3	0.86	167.0	195.1	32584	151
UY16/6060	IV	60.0±0.8	27.5	16.0±0.3	\	18.0±0.3	30.0±0.3	0.88	171.0	194.9	33335	150
UY16/6062	IV	60.0±0.8	27.5	16.0±0.2	\	19.0±0.3	31.0±0.3	0.90	175.1	195.1	34161	153
UY70	IV	69.7±1.4	37.5	15.9±0.3	\	19.0±0.5	31.7±0.3	1.07	194.7	181.4	35330	168
UY14/6429	IV	64.0±1.5	36	13.6±0.3	\	18.0±0.5	29.0±0.5	1.26	185.0	147	34161	123
UY74	IV	72.5±1.5	37.8	17.6±0.4	\	19.0±0.5	35.3±0.5	0.83	207.0	250.6	51938	0
UY22	IV	101.0±2.0	55	22±0.5	\	33.0±0.6	51.0±0.6					
UY30	IV	98.0±2.0	40	29.0±0.5	\	41.5±0.5	66.0±0.5	0.48	330.8	691.9	228500	0
UY42	IV	121±2.0	38	42.0±1.0	\	55.5±0.5	89.7±0.5	0.30	422.8	1419	600000	

NOTE:
1. AL value testing condition : 1KHZ 0.25V 25℃
2. Gapped core is available, please specify upon request & ordering .
3.Tolerance:±25%

FULLSTAR FULLSTAR

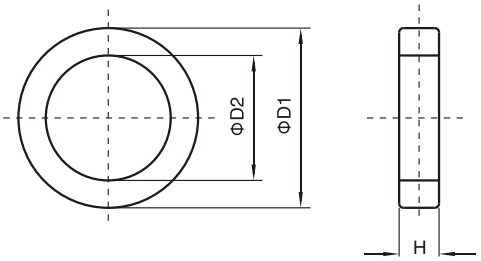



CORES TYPE	Dimensions(mm)			Effective parameter			AL±25%(nH/N^2)				
	ØD1	ØD2	H	Ae(mm^2)	Le(mm)	Ve(mm^3)	P40	H6K	H8K	H10K	NW (g)
T2.54×1.27×1.27	2.54±0.2	1.27±0.15	1.27±0.25	0.075	5.531	4.268	440±20%	880±20%	1320±20%	1761±20%	0.03
T3.05×1.27×1.27	3.05±0.25	1.27±0.15	1.27±0.15	1.037	5.99	6.211	570±20%	1112±20%	1668±20%	2224±20%	0.04
T3.05×1.78×1.52	3.05±0.25	1.78±0.20	1.52±0.15	0.945	7.226	6.826	420±20%	821±20%	1232±20%	1643±20%	0.05
T3.05×1.78×1.27	3.05±0.25	1.78±0.20	1.27±0.15	1.035	7.226	5.688	320±20%	685±20%	1027±20%	1369±20%	0.04
T3.5×1.78×1.78	3.50±0.25	1.78±0.20	1.78±0.20	1.433	7.62	10.919	570±20%	1168±20%	1752±20%	2336±20%	0.05
T3.94×2.24×1.27	3.94±0.3	2.24±0.2	1.27±0.15	1.052	9.196	9.677	360±20%	719±20%	1078±20%	1438±20%	0.05
T3.94×2.24×2.54	3.94±0.3	2.24±0.2	2.54±0.2	2.105	9.196	19.353	720±20%	1438±20%	2157±20%	2876±20%	0.10
T3.94×1.78×1.78	3.94±0.3	1.78±0.2	1.78±0.2	1.822	8.09	14.75	680±20%	1413±20%	2120±20%	2827±20%	0.05
T4×2×1	4.0±0.3	2.0±0.2	1.0±0.1	1.0	9.06	9.06	330±20%	690±20%	970±20%	1400±20%	0.06
T4×2×2	4.0±0.3	2.0±0.2	2.0±0.1	1.3	9.06	11.8	430±20%	900±20%	1260±20%	1800±20%	0.09
T5×3×2	5.0±0.3	3.0±0.3	2.0±0.2	2.0	12.3	24.6	470±20%	1000±20%	1400±20%	2000±20%	0.14
T6×3×2	6.0±0.3	3.0±0.3	2.0±0.2	3.0	14.1	42.4	660±20%	1400±20%	1950±20%	2800±20%	0.21
T6×3×3	6.0±0.3	3.0±0.3	3.0±0.3	6.0	14.1	84.6	1000±20%	2800±20%	3900±20%	5600±20%	0.32
T8×4×3	8.0±0.3	4.0±0.3	3.0±0.2	4.5	20.4	91.9	1030±20%	2070±20%	2910±20%	4150±20%	0.56
T9×5×3	9.0±0.3	5.0±0.3	3.0±0.2	6.1	22.0	134	850±20%	1800±20%	2500±20%	3500±20%	0.60
T10×6×3	10.0±0.3	6.0±0.3	3.0±0.2	6.1	25.1	153	740±20%	1550±20%	2150±20%	3050±20%	0.90
T10×6×5	10.0±0.31	6.0±0.3	5.0±0.3	10.2	25.1	256	1200±20%	2600±20%	3600±20%	5100±20%	1.27
T12×6×4	12.0±0.4	6.0±0.3	4.0±0.2	12.0	27.2	326	1300±20%	2800±20%	3900±20%	5600±20%	1.51
T12.7×7.8×5	12.7±0.4	7.8±0.3	5.0±0.3	14.7	31.6	464	1200±20%	2400±20%	3400±20%	4900±20%	1.75
T12.7×7.14×4.77	12.7±0.4	7.14±0.3	4.77±0.3	12.9	29.5	381	1300±20%	2750±20%	3850±20%	5500±20%	1.90
T12.7×7.14×6.35	12.7±0.4	7.14±0.3	6.35±0.3	17.2	29.5	507	1800±20%	3700±20%	5100±20%	7300±20%	2.70
T12.7×7.92×6.35	12.7±0.4	7.92±0.3	6.35±0.3	14.9	31.2	465	1440±20%	3000±20%	4200±20%	6000±20%	2.16
T14×8×7	14.0±0.4	8.0±0.3	7.0±0.3	20.5	32.8	671	1900±20%	3900±20%	5500±20%	7800±20%	3.75
T14×9×5	14.0±0.4	9.0±0.3	5.0±0.3	12.5	36	452	1060±20%	2200±20%	3100±20%	4400±20%	2.27
T16×8×5	16.0±0.4	8.0±0.3	5.0±0.3	20.0	36.2	724	1660±20%	3500±20%	4850±20%	6900±20%	3.55
T16×9.5×5	16.0±0.4	9.5±0.3	5.0±0.3	16.3	40	653	1250±20%	2600±20%	3650±20%	5200±20%	3.12
T16×12×8	16.0±0.3	12.0±0.3	8.0±0.3	15.9	43.4	689	1100±20%	2300±20%	3200±20%	4600±20%	3.35
T16×9.5×8	16.0±0.4	9.5±0.3	8.0±0.3	26.0	39.2	1019	2000±20%	4200±20%	5850±20%	8350±20%	3.95
T16×8×8	16.0±0.4	8.0±0.3	8.0±0.3	32.0	36.2	1158	2700±20%	5500±20%	7750±20%	11100±20%	4.85

NOTE:
1. AL value testing condition : 1KHZ 0.25V 25℃
2. Gapped core is available, please specify upon request & ordering .
3.Tolerance:±25%

FULLSTAR FULLSTAR FULLSTAR FULLSTAR

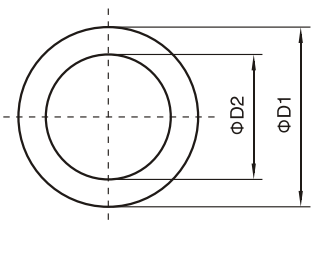

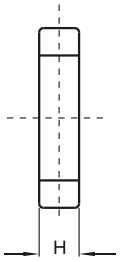



CORES TYPE	Dimensions(mm)			Effective parameter			AL±25%(nH/N^2)				
	ØD1	ØD2	H	Ae(mm^2)	Le(mm)	Ve(mm^3)	P40	H6K	H8K	H10K	NW (g)
T17×10×8	17.0±0.4	10.0±0.3	8.0±0.3	28.0	41.4	1159	1200±20%	4200±20%	5900±20%	8500±20%	5.35
T17×10×6.35	17.0±0.4	10.0±0.3	6.35±0.3	22.2	41.4	919	940±20%	3400±20%	4700±20%	6700±20%	4.88
T17.5×12×8	17.5±0.4	12.0±0.3	8.0±0.3	22.0	45.8	1008	1450±20%	3000±20%	4200±20%	6050±20%	4.50
T17.5×9.5×8	17.5±0.4	9.5±0.3	8.0±0.3	32	42	1357	2350±20%	4900±20%	6850±20%	9800±20%	6.15
T18×10×10	18.0±0.3	10.0±0.3	10.0±0.3	38.9	41.5	1610	2800±20%	5900±20%	8200±20%	11800±20%	8.77
T18 × 10 × 6.35	18.0 ± 0.4	10.0 ± 0.3	6.35 ± 0.3	24.7	41.5	1020	1800 ± 20%	3750 ± 20%	5200 ± 20%	7500 ± 20%	6.10
T18 × 10 × 8	18.0 ± 0.4	10.0 ± 0.3	8.0 ± 0.3	31.1	41.5	1290	2300 ± 20%	4700 ± 20%	6600 ± 20%	9400 ± 20%	6.55
T18 × 10 × 12.7	18.0 ± 0.4	10.0 ± 0.3	12.7 ± 0.3	49.4	41.5	2040	3600 ± 20%	7500 ± 20%	10500 ± 20%	14900 ± 20%	9.25
T20 × 10 × 10	20.0 ± 0.4	10.0±0.3	10.0±0.3	48	48.1	2092	2200±20%	660 ± 20%	9250 ± 20%	14000 ± 20%	10.20
T20 × 12 × 6.35	20.0 ± 0.4	12.0 ± 0.4	6.35 ± 0.3	24.8	48.1	1190	1500 ± 20%	3250 ± 20%	4550 ± 20%	6500 ± 20%	5.80
T20 × 12 × 8	20.0 ± 0.4	12.0 ± 0.4	8.0 ± 0.3	31.3	48.1	1505	2000 ± 20%	4100 ± 20%	5700 ± 20%	8200 ± 20%	7.60
T20 × 12 × 10	20.0 ± 0.4	12.0 ± 0.4	10.0 ± 0.3	39.1	48.1	1880	2450 ± 20%	5100 ± 20%	7150 ± 20%	10200 ± 20%	9.50
T20 × 12 × 12.7	20.0 ± 0.4	12.0 ± 0.4	12.7 ± 0.4	49.7	48.1	2390	3100 ± 20%	6500 ± 20%	9100 ± 20%	13000 ± 20%	11.52
T21.5 × 13.5 × 6.35	21.45 ± 0.4	13.55 ± 0.4	6.35 ± 0.3	24.7	53.1	1310	1400 ± 20%	2900 ± 20%	4100 ± 20%	5800 ± 20%	6.32
T22.1 × 13.7 × 6.4	22.1 ± 0.4	13.7 ± 0.4	6.4 ± 0.3	26.4	54.1	1430	1500 ± 20%	3050 ± 20%	4300 ± 20%	6100 ± 20%	6.82
T22 × 14 × 6.5	22.0 ± 0.4	14.0 ± 0.4	6.5 ± 0.3	25.6	54.7	1400	1400 ± 20%	2950 ± 20%	4100 ± 20%	5900 ± 20%	6.82
T22 × 14 × 8	22.0 ± 0.4	14.0 ± 0.4	8.0 ± 0.3	31.4	54.7	1720	1700 ± 20%	3600 ± 20%	5050 ± 20%	7200 ± 20%	8.72
T22 × 14 × 10	22.0 ± 0.4	14.0 ± 0.4	10.0 ± 0.3	39.3	54.7	2150	2250 ± 20%	4500 ± 20%	6300 ± 20%	9000 ± 20%	10.84
T22 × 13.7 × 6.35	22.0 ± 0.4	13.7 ± 0.4	6.35 ± 0.3	26.2	54.0	1410	1400 ± 20%	3000 ± 20%	4200 ± 20%	6000 ± 20%	6.82
T22.1 × 13.7 × 12.7	22.0 ± 0.4	13.7 ± 0.4	12.7 ± 0.4	52.8	54.1	2860	2900 ± 20%	6100 ± 20%	8500 ± 20%	12000 ± 20%	13.50
T25 × 15 × 8	25.0 ± 0.4	15.0 ± 0.4	8.0 ± 0.3	39.1	60.2	2350	2000 ± 20%	4100 ± 20%	5700 ± 20%	8200 ± 20%	12.40
T25 × 15 × 10	25.0 ± 0.4	15.0 ± 0.4	10.0 ± 0.3	48.9	60.2	2940	2500 ± 20%	5100 ± 20%	7150 ± 20%	10200 ± 20%	15.20
T25 × 15 × 13	25.0 ± 0.4	15.0 ± 0.4	13.0 ± 0.3	63.6	60.2	3830	3200 ± 20%	6650 ± 20%	9300 ± 20%	13300 ± 20%	20.00
T25 × 15 × 15	25.0 ± 0.4	15.0 ± 0.4	15.0 ± 0.4	73.4	60.2	4420	3700 ± 20%	7650 ± 20%	10700 ± 20%	15300 ± 20%	23.30
T25.4 × 12.7 × 9.35	25.4 ± 0.4	12.7 ± 0.4	9.35 ± 0.3	58.1	55.3	3210	3100 ± 20%	6500 ± 20%	9100 ± 20%	13000 ± 20%	21.50
T25 × 15 × 12	25.4 ± 0.4	15.0 ± 0.4	12.0 ± 0.4	58.7	60.2	3530	3000 ± 20%	6100 ± 20%	8600 ± 20%	12000 ± 20%	18.80
T25 × 15 × 12.7	25.4 ± 0.4	15.0 ± 0.4	12.7 ± 0.4	62.1	60.2	3740	3150 ± 20%	6500 ± 20%	9100 ± 20%	13000 ± 20%	19.50
T26 × 14.5 × 15	26.0±0.4	14.5±0.4	15±0.4	83.8	60.5	5042	2800±20%	8250 ± 20%	11500 ± 20%	17500 ± 20%	24.50
T28 × 16 × 8	28.0 ± 0.4	16.0 ± 0.4	8.0 ± 0.3	48.1	65.6	3155	2100 ± 20%	4500 ± 20%	6300 ± 20%	8950 ± 20%	15.20
T28 × 16 × 10	28.0 ± 0.4	16.0 ± 0.4	10.0 ± 0.3	60.1	65.6	3942	2700 ± 20%	5600 ± 20%	7800 ± 20%	11000 ± 20%	19.20
T28 × 16 × 13	28.0 ± 0.4	16.0 ± 0.4	13.0 ± 0.3	76.0	65.6	4990	3500 ± 20%	7300 ± 20%	10200 ± 20%	14500 ± 20%	24.50

NOTE:
1. AL value testing condition : 1KHZ 0.25V 25℃
2. Gapped core is available, please specify upon request & ordering .
3.Tolerance:±25%

FULLSTAR FULLSTAR FULLSTAR

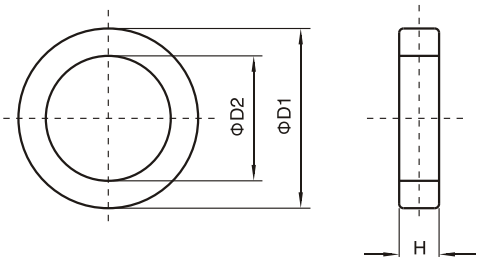



CORES TYPE	Dimensions(mm)			Effective parameter			AL value				
	ØD1	ØD2	H	Ae(mm^2)	Le(mm)	Ve(mm^3)	P40	H6K	H8K	H10K	Weight (g)
T28×16×6.35	28.0±0.4	16.0±0.4	6.35±0.3	38.2	65.6	2506	1700±20%	3600±20%	5000±20%	7100±20%	11.8
T29×19×15	29.0±0.5	19.0±0.4	15.0±0.3	74.9	73.2	5481	3100±20%	6100±20%	8500±20%	12800±20%	27.5
T31×19×8	31.0±0.5	19.0±0.5	8.0±0.3	47.1	75.5	3550	1900±20%	3900±20%	5500±20%	7800±20%	18.2
T31×19×13	31.0±0.5	19.0±0.5	13.0±0.4	76.5	75.5	3770	3100±20%	6400±20%	8900±20%	12700±20%	29.0
T31×19×15	31.0±0.5	19.0±0.5	15.0±0.4	88.2	75.5	6660	2100±20%	6900±20%	9700±20%	14500±20%	33.4
T36×23×15	36.0±0.5	23.0±0.5	15.0±0.4	112	93.8	10500	3200±20%	7600±20%	10600±20%	15200±20%	41.4
T38×19×13	38.0±0.5	19.0±0.5	13.0±0.5	118.7	82.7	9820	3100±20%	8500±20%	12000±20%	18500±20%	51.8
T38×22×13	38.5±0.5	19.0±0.5	13.0±0.4	123	86.1	10590	3200±20%	9000±20%	11000±20%	15800±20%	50.8
T40×24×16	40.0±0.5	24.0±0.5	16.0±0.4	125	96.3	12100	3900±20%	8200±20%	11400±20%	16400±20%	58.2
T46×31×12	46.0±0.5	31.0±0.5	12.0±0.4	93	114	10600	2500±20%	5100±20%	7200±20%	10300±20%	50.8
T48×30×15	48.0±0.5	30.0±0.5	15.0±0.4	133	118	15700	3400±20%	7050±20%	9900±20%	14000±20%	75.4
T49×31.8×16	49.0±0.6	31.8±0.6	16.0±0.6	135	123	16622	3800±20%	7600±20%	9300±20%	14800±20%	74.6
T49×34×16	49.0±0.6	33.8±0.5	16.0±0.4	120	127.2	15264	4300±20%	5800±20%	9300±20%	14800±20%	73.2
T50×25×20	50.0±0.8	25.0±0.5	20.0±0.5	240	109	26200	6360±20%	13000±20%	19000±20%	28000±20%	125.0
T50×30×19	50.0±0.8	30.0±0.7	19.0±0.5	186	120	22400	4200±20%	9000±20%	12800±20%	19000±20%	107.0
T50×35×20	50±0.8	35±0.7	20±0.5	148	131	19403	2670±20%	6800±20%	9500±20%	14500±20%	93.0
T50.8×31.8×19.1	50.8±0.5	31.8±0.5	19.1±0.5	178	125	22300	4300±20%	8950±20%	12500±20%	18000±20%	107.0
T60×38×12	60.0±1.5	38.0±1.0	12.0±0.5	111	155	18840	2350±20%	4850±20%	6800±20%	9750±20%	93.0
T60×38×20	60.0±1.5	38.0±1.0	20.0±0.5	185	155	28700	3900±20%	8100±20%	11300±20%	16000±20%	137.7
T63×38×25	63±1.5	38.0±1.0	25±0.7	304	152	46200	4024±20%	8140±20%	11500±20%	16280±20%	221.0
T68×44×15	68.0±1.5	44±1.0	15±0.7	175	171	29925	2953±20%	6210±20%	9750±20%	14200±20%	143.0
T74×39×13	74±1.5	38.9±1.0	12.7±0.7	214	165	35310	4024±20%	8140±20%	12200±20%	16280±20%	177.0
T79×50×26.5	79±1.5	50±1	26.5±0.7	377.6	196	73913	4725±20%	10800±20%	15200±20%	23000±20%	355.0
T85.7×55.5×12.7	85.7±1.5	55.5±1.0	12.7±0.7	189	215	40635	2726±20%	5520±20%	7820±20%	11040±20%	203.0
T100×50×20	100±1.2	50.0±0.9	20.0±0.4	500.0	235.5	117750	5336±20%	13340±20%	18210±20%	26680±20%	565.0
T120×60×20	120±1.4	60.0±1.0	20.0±0.4	600.0	282.6	169560	5020±20%	1140±20%	1560±20%	19270±20%	815.0
T124×60×40	124±1.8	60±1.5	40±0.8	1202	260	312684	11136±20%	27840±20%	39310±20%	55680±20%	1490.0
T140×65×20	140±1.8	65±1.5	20±0.8	718.2	294	211292	5856±20%	14640±20%	21350±20%	29280±20%	1013.0
T150×110×27	150±2.0	110±2.0	27±1.0	535.9	402.1	215500	3324±20%	8312±20%	11420±20%	16624±20%	1058.0

NOTE:
1. AL value testing condition : 1KHZ 0.25V 25℃
2. Gapped core is available, please specify upon request & ordering .
3.Tolerance:±25%

FULLSTAR